

#08024

Hear Tank Farms

#08024

HEARTLAND FARMS

4RSPH W/ 65" A.H. / TANK

2-4-08

30A 15	30A 14	30A 13	30A 12	30A 11	20A 10	30A 9	30A 8	20A 7	30A 6	30A 5	20A 4	30A 3	30A 2	30A 1
LT. REAR LIGHT RELAY [BLACK]	RT. REAR LIGHT RELAY [BLUE]	A/C	ACTS [WHITE]	BACKUP SWITCH [88 (1)]	FUEL [RED]	CAB FIELD LIGHTS RELAY [BROWN]	CAB OIL [RED]	CYLS [ORANGE]	RADIO [RED]	CONVS [YELLOW]	BRAKE [BLACK]	CONVS [ORANGE]	AH CLEAN BIN FILL [GREEN]	HAZ STAT TURN STAT [YELLOW]
			CAB OUTSIDE PANEL [BROWN]	BACKUP RELAY [BROWN]		OUTLET [BLACK]	[0012 (1)]	[18 (3)]	[RED]	[RED]	[RED]	WARNING [RED]	CYBER TECH [GREEN]	
							POWER VIEW [RED]	[21 (1)]				[RED]	[RED]	

**HAZ. STAT**  
[CBI-YELLOW]  
YELLOW 92 (1)

**TURN STAT**  
[CBI-BROWN]  
BROWN 502 (5)

**DTS-0160**  
[GREEN 607 (2)]  
[CBI-RED]  
[GREEN]  
SIGNAL  
12V DC  
GROUND

BLACK [ ]  
BROWN [ ]  
BLUE [ ]

[CROSS XP]  
BLACK 60

30A 21  
30A 20  
30A 19  
30A 18  
30A 17  
20A 16

**R E L A Y S**  
4X4 LOCK  
85 GRD  
86  
87  
30

**BACK UP LTS.**  
85 GRD  
86 BROWN 66 (2)  
87 CBI - BROWN  
30 BROWN 6

**4X4 RELAY**  
85 GRD  
86 ORANGE 114 (2)  
87 BLACK 1  
30 BLACK 01 (2)

**RIGHT REAR LIGHT RELAY**  
85 GRD  
86 ORANGE 144 (2)  
87 GREEN 422 (3)  
30 WHITE 104 (5)

**CAB FIELD LTS.**  
85 GRD  
86 BROWN 504 (3)  
87 CB9 - BROWN  
30 BROWN (H) 507 (3)

**RIGHT FRONT LIGHT RELAY**  
85 GRD  
86 BROWN 505 (2)  
87 CB18 - BLUE  
30 BLUE 360

**CAB ROAD LTS.**  
85 GRD  
86 BROWN 503 (3)  
87 CB17 - BROWN  
30 BROWN (H) 526 (3)

**LEFT REAR LIGHT RELAY**  
85 GRD  
86 BROWN 572 (3)  
87 CB15 - BLACK  
30 BLACK 34

LT XTR LIT RELAY [BLACK]  
RT XTR LIT RELAY [BLUE]  
LT FR LIT RELAY [BLACK]  
RT FR LIT RELAY [BLUE]  
CAB RD LIT RELAY [BROWN]  
FOOT PED [RED]

ST 87  
I I I  
12V DC RED 13 (5) CBI 7 14-15  
RED 11 (5)

ST 87  
I I I  
12V DC RED 13 (5) CB 9-13

ST 87  
I I I  
12V DC RED 13 (5) CB 16-21

**RIGHT FRONT LIGHT RELAY**  
85 GRD  
86 BROWN 505 (2)  
87 CB18 - BLUE  
30 BLUE 360

**A.H. CLEANER TIMER**  
8 - BLUE 26 -15(1)  
9 - WHITE 27 -14(1)  
10/11 - PURPLE 28 -13(1)  
6/2 - GROUND

**GROUND WIRES**  
BLACK 0020 (KAR-TECH)  
BLACK 020 (4) (CYBER TECH)  
BLACK 20 - 4(3) (CAB)  
WHITE 31 (A.H.)

**OUTSIDE CONTROL PANEL GROUND**

*PAHFC Bottom To Box 6'  
Mark @ 5'*

ADVANCED FARM EQUIPMENT

**MACHINE SERIAL NUMBERS**

**MODEL:** 4RSPH65LAH  
**SERIAL NUMBER:** 08024

**ENGINE:**

**ENGINE NUMBER:** 79279951  
**DATE OF MFG.:** 11/07  
**MODEL:** QSX15  
**REFERENCE NUMBER:** AFE520HP/ENCL  
**CPL:** 3088

**ENGINE ECU CONTROLLER**

**PART NUMBER:** 3408501  
**SERIAL NUMBER:** 32014460

**WHEEL MOTOR SERIAL NUMBERS**

**FRONT DRIVE**

**MODEL:** MS18-2-121-A18-1120-0000  
**PART NUMBER:** 004343773S  
**SERIE NUMBER:** FID0042623 002J

**MODEL:** MS18-2-121-A18-1120-0000  
**PART NUMBER:** 004343773S  
**SERIE NUMBER:** FID0042623 001J

**REAR DRIVE**

**MODEL:** MS83-A-B21-F83-1320-2000  
**PART NUMBER:** 006243894R  
**SERIE NUMBER:** F00077335001  
**VERS:** J

**NOTE:** DISPLACEMENT CHANGED @ DTS

**MODEL:** MS83-A-B21-F83-1320-2000  
**PART NUMBER:** 006243894R  
**SERIE NUMBER:** F00065100003  
**VERS:** J


**NOTE:** DISPLACEMENT CHANGED @ DTS

**GEARBOX SERIAL NUMBER**

**MODEL NUMBER:** DP49-1-1.21UHD-B2-C-C/D-C/D  
**PART NUMBER:** 649-00023-1  
**SERIAL NUMBER:** 525456-001

**IQAN TOCS**

Serial number: 1103  
 Hardware version: 4.00  
 Software version: 3.56



2/7/08  
 #08024  
 HEARTLAND FARMERS  
 4RSPH-65"LAH

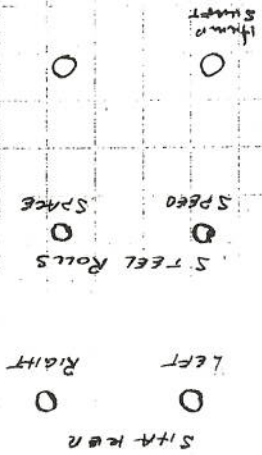
S P E E D C O N T R O L S

Air Main Pump PRIMARY Secondary Air Head Bullhorn Room STAR TABLE

OFF SPEED LEFT RIGHT FEED DISCHARGE LEFT RIGHT DIST. ROLL

C O N V E Y O R S VIBRATOR B.H. FULL A.H. CLEANER  
 MASTER PRIMARY Secondary CROSS SIDE BUNTIL BOOM TRASHBOX LOWER LOWER OFF MEDICAL MINUTE  
 RAISE RAISE ON AUTOMATIC

MASTER PRIMARY Secondary STRUCTURE CROSS SIDE BUNTIL BOOM TRASHBOX LOWER LOWER OFF MEDICAL MINUTE  
 RAISE RAISE ON AUTOMATIC






LEFT RIGHT

STAR TABLE

DIST SPACE

SPACE



DIST SPACE

SPACE





A.H. FAN



FILTER WARN



LOW

HYDRAULIC

GROUND DRIVE



OIL

H RANGE



LO RANGE

GROUND

DRIVE

4X4



4X2

FUEL PUMP



BACK UP



LIGHTS

FLASHERS



PARKING  
BRAKE



OFF



STROBE

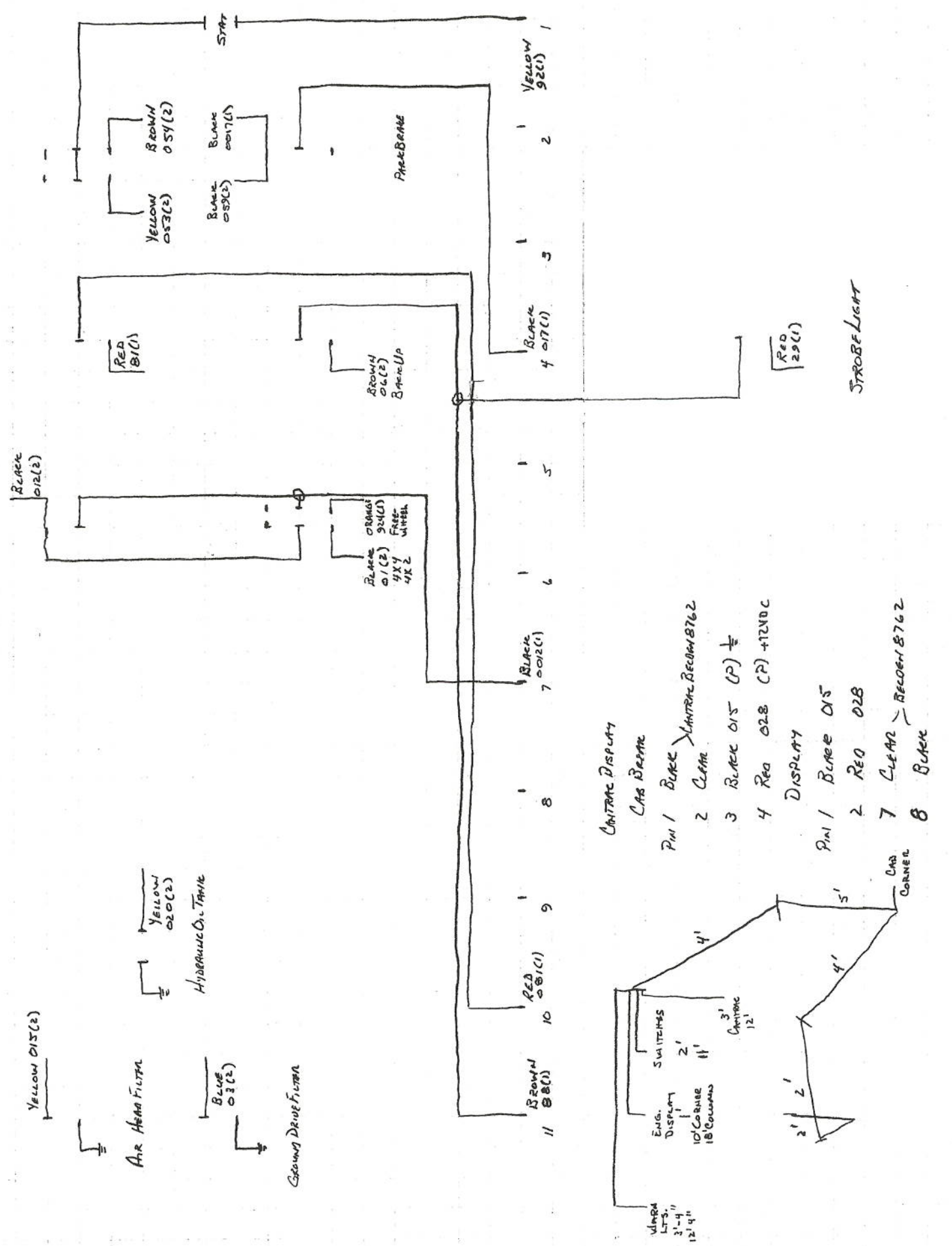
LIGHT



H/L RANGE

FUEL PUMP

FLASHERS



YELLOW 015(2)

Air Head Filter

Blue 01(2)

Ground Drive Filter

Yellow 020(2)

Hydraulic Oil Tank

Red 01(1)

Yellow 020(2)

Brown 054(2)

Black 0017(1)

Black 01(2)

Orange 01(1)

Brown 01(2)

Fuse 4X4

Wire 4X2

Yellow 020(1)

Black 0017(1)

Red 01(1)

Black 01(2)

Black 0012(1)

Red 01(1)

Red 01(1)

Brown 01(1)

CABIN DISPLAY

CAB BRAKE

Pin 1 Black - MANTRAC RECORN 8762

2 Clear

3 Black 015 (P)

4 Red 028 (P) + 12VDC

DISPLAY

Pin 1 Blue 015

2 Red 028

7 Clear - RECORN 8762

8 Black

WARD LFS. 3'-4" 12' 4"

SWITCHES 2'

ENG. DISPLAY 1' 10' CORNER 18' CORNER 11'

3' ANTIROC 12'

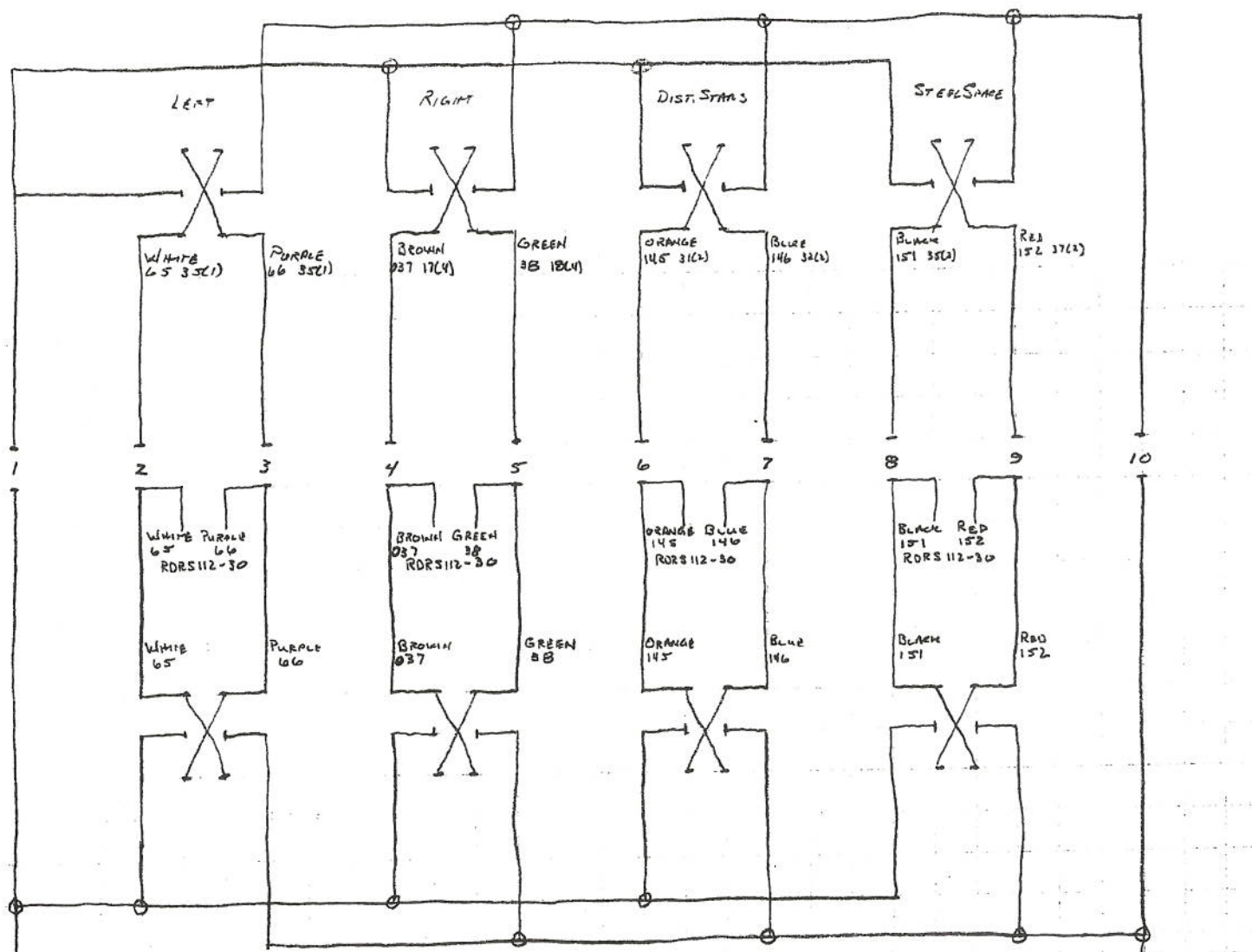


CAB CORNER

STROBE LIGHT

Red 029(1)

STAR TABLE OUTSIDE CONTROL PANEL




CB 12  
+12VDC

WHITE  
BSCP  
11(1)

PIN #1	WHITE 65	35(1)	9	WHITE	65
2	PURPLE 66	36(1)	10	PURPLE	66
3	BROWN 037	17(4)	11	BROWN	037
4	GREEN 38	18(4)	12	GREEN	38
5	ORANGE 145	31(2)	13	ORANGE	145
6	BLUE 146	32(2)	14	BLUE	146
7	BLACK 151	35(2)	15	BLACK	151
8	RED 152	37(2)	16	RED	152

PIN #1	WHITE 65 (P)
2	BLACK (P)



Foot Pedal Switches

CENTERING

UPPER  
SECONDARY

S T E E R I N G

R E V E R S I N G

LEFT


RIGHT

LEFT  
PRIMARY

RIGHT  
PRIMARY

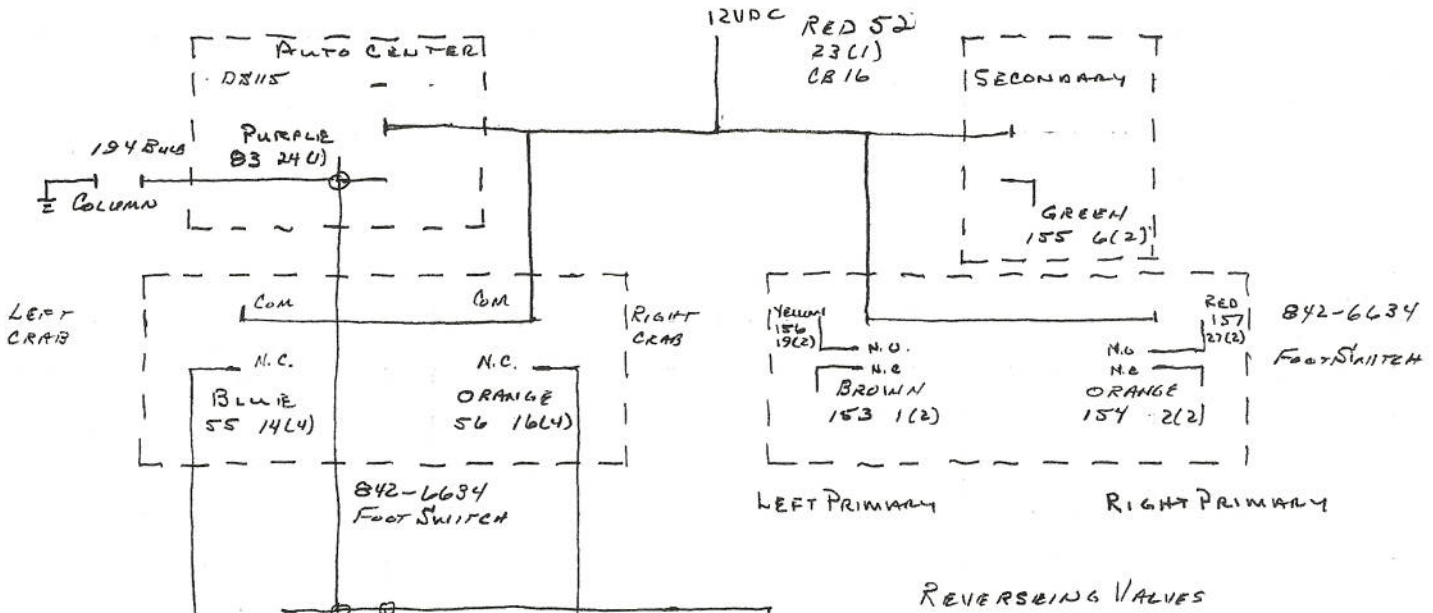
CENTERING  
(STEERING COLUMN)

FOOT PEDAL SWITCHES

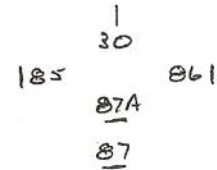
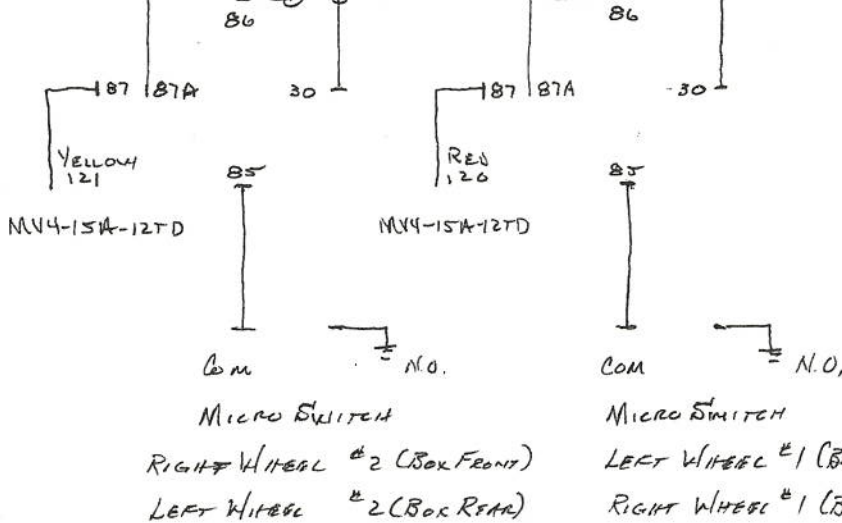


STEERING  
 REAR AXLE

REVERSING  
 VALVES



REVERSING VALVES

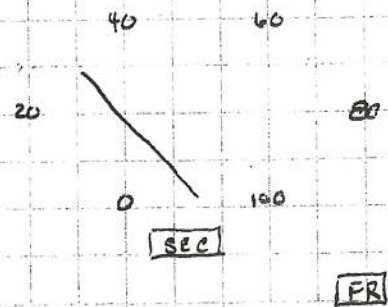
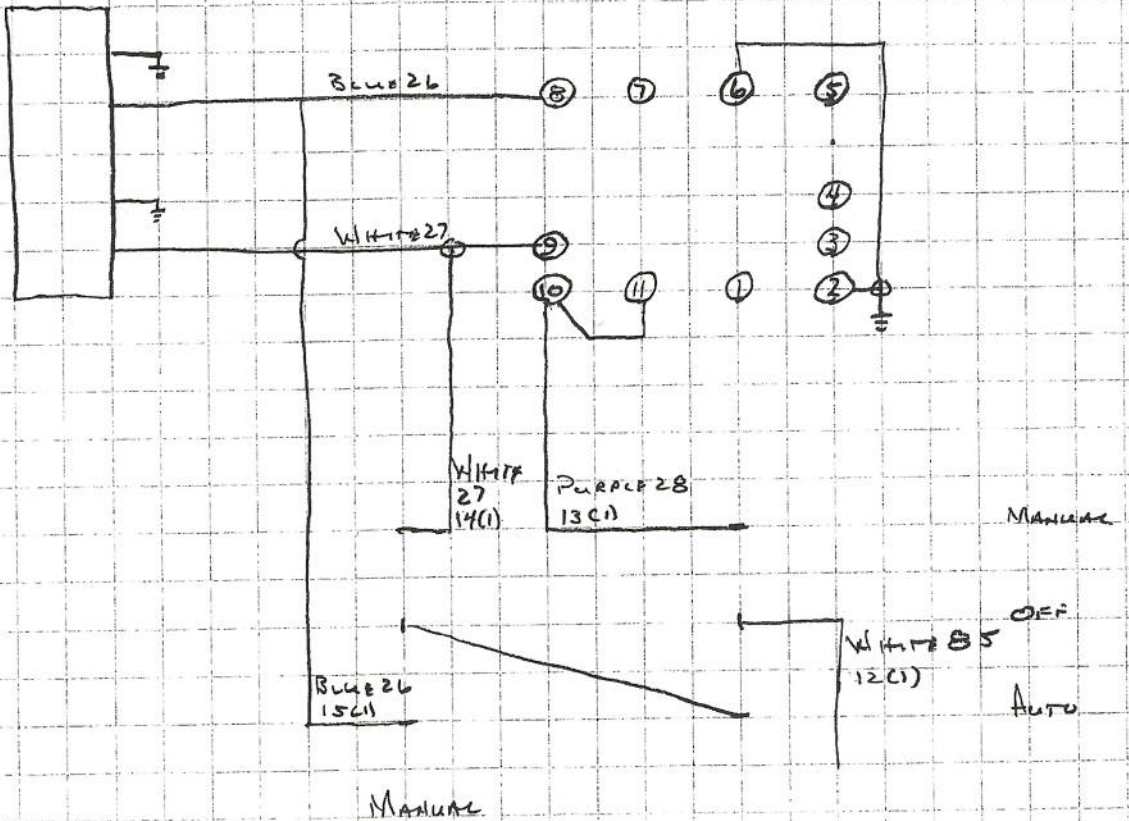


JUNCTION TO COLUMN 6 FT  
 SWITCHES TO CHARACTERISIC 7 FT.

RIGHT WHEEL #2 (BOX FRONT)  
 LEFT WHEEL #2 (BOX REAR)

LEFT WHEEL #1 (BOX FRONT)  
 RIGHT WHEEL #1 (BOX REAR)

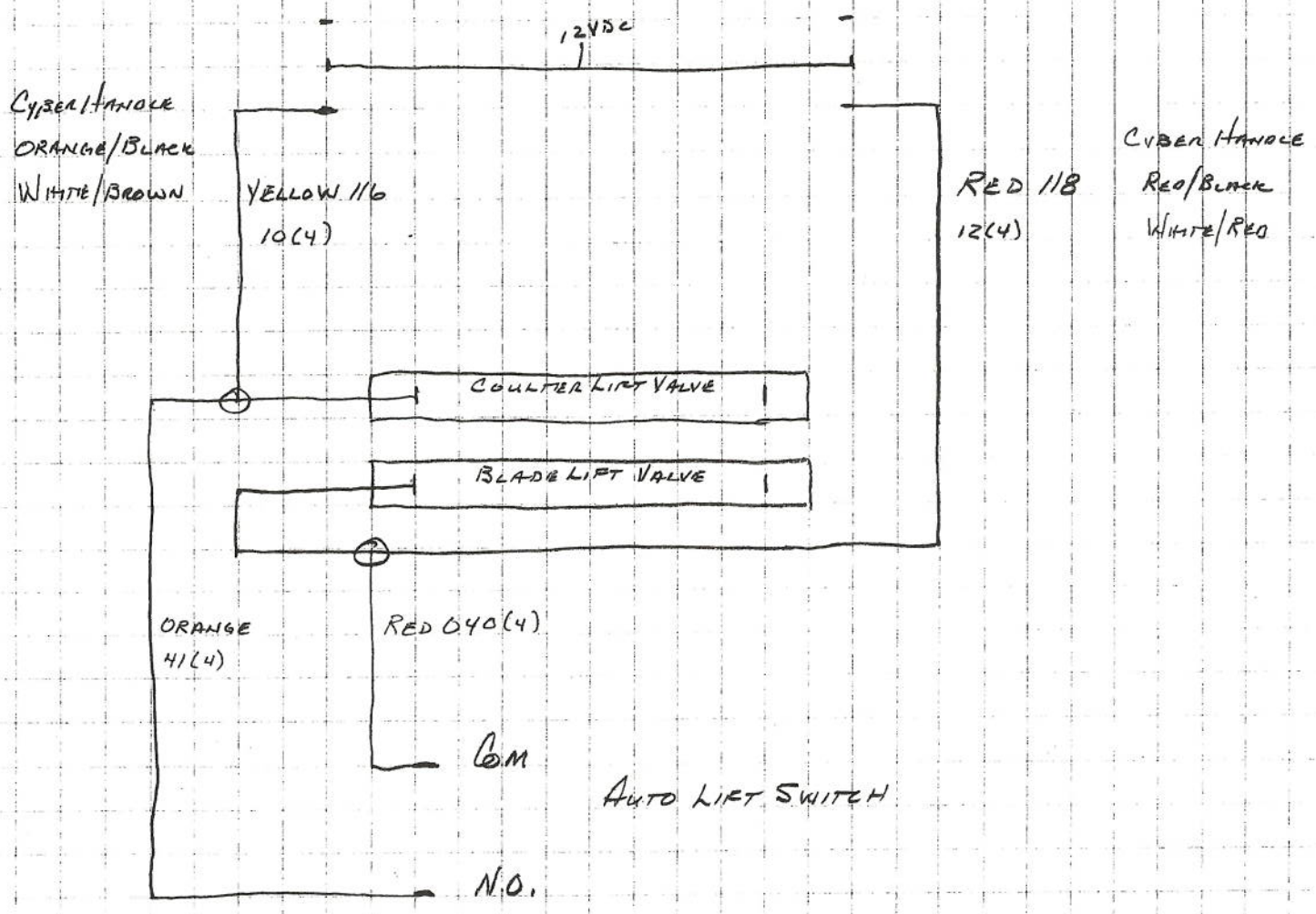
# AIR HEAD CLEANER



# AUTOMATIC COUNTER LIFT

COUNTER SWITCH

BLADE SWITCH



#08024

HEARTLAND FARMS

2-4-08

4RSPH W/ 65" - TANK

PLUG #1

PIN #

1	YELLOW	92	CB 1 TO HAZARD STAT TO SWITCH
2	GREEN	91	CB2 TO AIR HEAD / BIN FILL SWITCHES
3	ORANGE	90	CB3 TO MASTER SWITCH
4	BLACK	017	CB4 TO BRAKE, STEER, WARNING, SPEEDOMETER
5	RED	081	CB 10 TO FUEL PUMP SWITCH
6	YELLOW	89	CB5 TO MASTER SWITCH
7			
8	BLACK	0012	CB7 TO 2-SPEED / 4X4 FREEWHEEL
9	BLACK	0017	BRAKE SWITCH TO BRAKE SOLENOID
10	BROWN	88	CB11 TO BACK UP LIGHTS SWITCH
11	WHITE	85	CB12 TO ACTUATOR SWITCHES
12	RED	81	FUEL PUMP SWITCH TO FUEL PUMP
13	PURPLE	28	A-H CLEANER AUTO TO TIMER #10
14	WHITE	27	A-H CLEANER MANUAL TO TIMER #9 TO SOLENOID
15	BLUE	26	A-H CLEANER MANUAL TO TIMER #8 TO SOLENOID
16	BROWN	46	VINE BELT RAISE / LOWER SWITCH TO ACTUATOR
17	GREEN	45	VINE BELT RAISE / LOWER SWITCH TO ACTUATOR
18	RED	29	STROBE LIGHT
19	YELLOW	33	RIGHT PRIMARY SHAKER SWITCH TO MV5 VALVE
20	RED	32	RIGHT PRIMARY SHAKER SWITCH TO MV5 VALVE
21	RED	70	AIR HEAD FEED SWITCH TO RDRS112-30 ACTUATOR
22	PURPLE	69	AIR HEAD FEED SWITCH TO RDRS112-30 ACTUATOR
23	RED	52	CB 16 TO FOOT SWITCHES 12VDC
24	PURPLE	83	FOOT SWITCHES TO STEERING BOX
25			
26			
27			
28			
29	ORANGE	924	4X4 SWITCH TO FRONT MOTOR FREEWHEEL VALVE
30	YELLOW	42	LEFT PRIMARY SHAKER SWITCH TO MV5 VALVE
31	WHITE	43	LEFT PRIMARY SHAKER SWITCH TO MV5 VALVE
32			
33			
34			
"35"	WHITE	65	LEFT STAR RDRS175-16 ACTUATOR
"36"	PURPLE	66	LEFT STAR RDRS175-16 ACTUATOR
37	ORANGE	50	BIN UNLOAD BYPASS SV3-16-0-12T-12DG SOLENOID

BLACK 17

"--" OUTSIDE PANEL / CAB

#09024

HEARTLAND FARMS

2-4-08

4RSPH W/ 65" - TANK

PLUG 2

PIN #				
1	BROWN	153	LT. PRIM. REV. SWT. TO REV. VALVE - REV.	
2	ORANGE	154	RT. PRIM. REV. SWT. TO REV. VALVE - REV.	
3	BLACK	059	PARK SWT. TO 14(5)/15(5) RED 0015 TO SMX TO SV4-10-0	
4	YELLOW	752	HYDRAULIC OIL TEMPERATUR SENSOR TO CAB	YELLOW 752
5	RED	7	TACHOMETER SENSOR TO CAB	DK GREEN 602
6	GREEN	155	SECONDARY / DEVINER REVERSE	
7	BROWN	54	RIGHT TURN SIGNAL	
8	YELLOW	53	LEFT TURN SIGNAL	
9	BROWN	6	BACK-UP LIGHT SWITCH TO RELAY	
10	BROWN	505	RIGHT WORK LIGHT SWITCH TO RELAY	BROWN 505
11	YELLOW	753	HYD. OIL TANK GAUGE TO TANK GROUND	YELLOW 753
12	BLACK	1	4 X 4 SWITCH TO RELAY	
13	BLACK	12	2-SPEED SWITCH TO SOLENOID / HIGH PRESSUR RELIEFS	
14	BROWN	21	TRASH FAN SWITCH TO SOLENOID	
15	BROWN	11	BIN FILL SWITCH TO DTS-0373B (A) SOLENOID	
16	YELLOW	5	SIDE CONVEYOR SWITCH TO DTS-0373B (A) SOLENOID	
17	BROWN	16	CROSS CONVEYOR SWITCH TO DTS-0373B (A) SOLENOID	
18	RED	82	STAR / STEEL ROLLS SWT. TO 3 DTS-0373B (B) SOL'S.	
19	YELLOW	156	LT. PRIM. REV. SWT. TO REV. VALVE COIL - FOR.	
20	YELLOW	15	FAN RETURN FILTER #3 TO LIGHT	
21	BLUE	3	GROUND-DRIVE HI-PRESSURE FILTER #3 TO LIGHT	
22	YELLOW	20	HYDRAULIC LEVEL SENSOR TO CAB (BZL-12)	
23	WHITE	61	CROSS CONVEYOR PRESSURE SWITCH N.O. TO CAB (BZ 6562)	
24	BLACK	22	BIN / BULK SWT. TO DTS-0373B (A) SOLENOID	
25	ORANGE	143	CB7 TO HYDRO NEUTRAL SWITCH #1	
26	ORANGE	144	HYDRO NEUTRAL SWITCH #2 TO PANEL RELAY	
27	RED	157	RT. PRIM. REV. SWT. TO REV. VALVE COIL - FOR.	
28	GREEN	607	DTS-0160 TO CAB SPEEDOMETER	GREEN 607
29	RED	149	STEEL ROLLS 175-16 ACTUATOR	
30	YELLOW	150	STEEL ROLLS 175-16 ACTUATOR	
"31"	ORANGE	145	STAR DIST.ROLLS SWT. TO RDRS175-16 ACTUATOR	
"32"	BLUE	146	STAR DIST.ROLLS SWT. TO RDRS175-16 ACTUATOR	
33	ORANGE	147	HUMP SHAFT ACTUATOR	
34	BLUE	148	HUMP SHAFT ACTUATOR	
"35"	BLACK	151	STAR TABLE SPACING ACTUATOR	
36	GREEN	425	TEMP. SENDER IN PRIMARY CIRCUIT TO CAB	GREEN 425
"37"	RED	152	STAR TABLE SPACING ACTUATOR	
"--"			OUTSIDE PANEL / CAB	



#08024

HEARTLAND FARMS

2-4-08

4RSPH W/ 65" - TANK

PLUG 3

PIN #

[LG 16]

*1	18	RED	CB6 TO WIPER	
2	12	RED	CB6 TO RADIO	
3				
4	20	BLACK	GROUND	
5	503	BROWN	LIGHT SWITCH ROAD POSITION TO RELAY #5-86	
6	22	RED	CB8 TO DOME LIGHT/PANEL/LITE SWT/RADIO MEM ( ST87 HOT )	
*7	507	BROWN	CAB FIELD LIGHT RELAY TO CAB FIELD LIGHTS #4-30	
8	572	BROWN	WORK LIGHT SWITCH TO LEFT WORK LIGHTS RELAYS	
9				
*10	526	BROWN	CAB ROAD LIGHT RELAY TO CAB LIGHTS #5-30	
11	652	BLUE	FUEL TANK SENDER TO GAUGE	WHITE 58
12	022	RED	CB8 TO RED 022 IN POWER VIEW HARNESS	ORANGE 9
13	422	GREEN	STARTER RELAY TO POWER VIEW HARNESS	
14	504	BROWN	CAB FIELD LIGHT POSITION TO RELAY #4-86	
*15	156	BLACK	CB15 TO AUXILLARY OUTLET BOX 12 AWG	
16	437	GRN.	PRIM. CIRCUIT TEMP. GAUGE TO GRD. AT SENDER	

4RSPH W/ 65" - TANK

PLUG 4

SW#/PIN#

	1	RED	21	CB7 TO PIN 4 ON GAUGE PANEL		
1	2	BLACK	BLACK	STONE BOX MV5 VALVE	BLACK	108
1	3	RED	RED	STONE BOX MV5 VALVE	RED	109
2	4	ORANGE	ORANGE	BOOM OUTER MV5 VALVE	ORANGE	110
2	5	BLUE	BLUE	BOOM OUTER MV5 VALVE	BLUE	111
3	6	BLK/WHT	YELLOW	BOOM LIFT MV5 VALVE	WHITE	112
3	7	RED/WHT	BROWN	BOOM LIFT MV5 VALVE	BROWN	113
4	8	BLU/WHT	VIOLET	BOOM SWING MV5 VALVE	PURPLE	114
4	9	GRN/WHT	GRAY	BOOM SWING MV5 VALVE	GREEN	115
5	10	ORG/BLK	WHT/BRN	COULTER MV5 VALVE ( ORANGE 41 )	YELLOW	116
5	11	BLU/BLK	WHT/BLK	COULTER MV5 VALVE	BROWN	117
6	12	RED/BLK	WHT/RED	BLADE MV5 VALVE ( RED 40 )	RED	118
6	13	GRN/BLK	WHT/YEL	BLADE MV5 VALVE	BLACK	119
	14	BLUE	55	LEFT CRAB FOOT SWITCH TO STEERING BOX RELAY		
	15	GREEN	605	A.H. FAN RPM PICKUP TO CAB		
	16	ORANGE	56	RIGHT CRAB FOOT SWITCH TO STEERING BOX RELAY		
	17	<b>BROWN</b>	<b>"037"</b>	RIGHT STAR TABLE RDRS175-16 ACTUATOR		
	18	<b>GREEN</b>	<b>"38"</b>	RIGHT STAR TABLE RDRS175-16 ACTUATOR		
	19	BLUE	71	BIN FILL MAN. SWITCH TO TOC 8 ( DOWN )		
	20	ORANGE	72	BIN FILL MAN. SWITCH TO TOC 8 ( UP )		
	21	RED	75	BIN FILL AUTO. SWT. TO TOC 8 PANEL JUNCTION BLOCK		
	22	YELLOW	76	A.H. DISCHARGE SWITCH TO RDRS112-30 ACTUATOR		
	23	GREEN	77	A.H. DISCHARGE SWITCH TO RDRS112-30 ACTUATOR		
	24	GREEN	78	BIN UNLOAD SWITCH TO RDRS112-30 ACTUATOR		
	25	BROWN	79	BIN UNLOAD SWITCH TO RDRS112-30 ACTUATOR		
	26	WHITE	86	BOOM SWITCH TO RDRS112-30 ACTUATOR		
	27	PURPLE	87	BOOM SWITCH TO RDRS112-30 ACTUATOR		
	28					
	29					
	30					
	31					
	32					
	33					
	34					
	35					
	36	BLACK	020	CYBER TECH HANDLE TO PANEL GROUND	GREEN	
	37	GREEN	091	CB2 TO CYBER TECH HANDLE	WHITE	
			<b>"--"</b>	<b>OUTSIDE PANEL / CAB</b>		

#08024

**COLUMN PLUG  
HEARTLAND FARMS**

2-4-08

4RSPH W/ 65" - TANK

**PLUG 5**

PIN #		COLUMN PLUG	
1	11	RED	ST 87 HOT SIDE TERMINAL
3	13	RED	ST 87 IGINATION TERMINALS
4	502	BROWN	POWER FROM TURN STAT 502 TO 507
5	104	WHITE	CLUTCH SWITCH N.C. TO RELAY
14	059	BLACK	TO CLUTCH SWITCH N.O. POSITON TO 15 ( 5 )
15	0015	RED	TO SMX SWITCH - "COM" / N.O. ON SMX RED 15 TO SV4 SOLENOID
18	522	BROWN	RIGHT TURN SIGNAL - BROWN 54 ON MACHINE 512 TO 522
20	523	BROWN	LEFT TURN SIGNAL - YELLOW 53 ON MACHINE 513 TO 523

4RSPH W/ 65" - TANK

PLUG #6

1	BLACK	AIR HEAD CONTROLLER POWER SUPPLY PIN "4"
2	RED	
3	ORANGE	AIR HEAD CONTROLLER COMMAND SIGNAL PIN "2"
4	BLUE	AIR HEAD CONTROLLER COMMAND SIGNAL PIN "3"
5	BLACK / WHITE	LEFT / RIGHT PRIMARY CONTROLLAER POWER SUPPLY PIN "8"
6	RED / WHITE	
7	BLUE / WHITE	LEFT PRIMARY CONTROLLER COMMAND SIGNAL PIN " 6 "
8	GREEN / WHITE	LEFT PRIMARY CONTROLLER COMMAND SIGNAL PIN " 7 "
9	ORANGE / BLACK	
10	BLUE / BLACK	RIGHT PRIMARY CONTROLLER COMMAND SIGNAL PIN "10"
11	RED / BLACK	RIGHT PRIMARY CONTROLLER COMMAND SIGNAL PIN "11"
12	GREEN / BLACK	SECONDARY CONTROLLER POWER SUPPLY PIN "16"
13	WHITE	
14	GREEN	SECONDARY CONTROLLER COMMAND SIGNAL PIN "14"
15	WHITE / BLACK	SECONDARY CONTROLLER COMMAND SIGNAL PIN "15"
16		

CONTROLLER POWER SUPPLY PIN " B " TO BLOCK GROUND

LEFT / RIGHT PRIMARY - SECONDARY -- COIL #1 PIN "B" TO GROUND  
AIR HEAD --- COIL #1 PIN "B" TO GROUND

**CANTRAC DISPLAY**  
CAB CORNER PINOUT

PIN# 1	BLACK		BELDEN 8762
2	CLEAR		BELDEN 8762
3	RED	028	12VDC FROM DISTRIBUTION PANEL
4	BLACK	015	GROUND TO DISTRIBUTION PANEL