

19097

Main Farms

4 RSPH W/65" AH

Advanced Farm Equipment, LLC

Customer

W/O#

S#

Initials	Section	Initials	Section
	Plastic		Rollers
	<input checked="" type="checkbox"/> Conveyors		Digger Bed
<u>JEP/TJ</u>	<input checked="" type="checkbox"/> Airhead	<u>TJ</u>	<input checked="" type="checkbox"/> Primary
<u>NA</u>	<input type="checkbox"/> Sorting Table	<u>TJ</u>	<input checked="" type="checkbox"/> Secondary
<u>TJ</u>	<input checked="" type="checkbox"/> Trash Chute	<u>AL/NJ</u>	<input checked="" type="checkbox"/> Cross Conv
	<input checked="" type="checkbox"/> Stone Conveyor	<u>AL</u>	<input checked="" type="checkbox"/> Side Convs
	<input checked="" type="checkbox"/> Bin	<u>AL</u>	<input checked="" type="checkbox"/> Stone Conv
		<u>AL/NJ +</u>	<input checked="" type="checkbox"/> Sorting Conv or Bin Fill
		<u>AL/NJ +</u>	<input checked="" type="checkbox"/> Bulk Loader
		<u>TJ</u>	<input checked="" type="checkbox"/> Stone Conveyor
	Belting		Sprockets
	Airhead	<u>TJ</u>	<input checked="" type="checkbox"/> Primary
<u>TJ</u>	<input checked="" type="checkbox"/> Door	<u>TJ</u>	<input checked="" type="checkbox"/> Secondary
<u>TJ</u>	<input checked="" type="checkbox"/> Sides	<u>AL/NJ</u>	<input checked="" type="checkbox"/> Cross Conv
<u>TJ</u>	<input checked="" type="checkbox"/> Pillow	<u>TJ</u>	<input checked="" type="checkbox"/> Lower Side Conv
<u>TJ</u>	<input checked="" type="checkbox"/> Diaphragm	<u>TJ</u>	<input checked="" type="checkbox"/> Upper Side Conv
<u>AL</u>	<input checked="" type="checkbox"/> Cross Conv	<u>AL/NJ</u>	<input checked="" type="checkbox"/> Sorting Conv or Bin Fill
<u>AL</u>	<input checked="" type="checkbox"/> Stone Conv	<u>AL/NJ</u>	<input checked="" type="checkbox"/> Bulk Loader
<u>AL</u>	<input checked="" type="checkbox"/> Rear Axle	<u>AL/NJ</u>	<input checked="" type="checkbox"/> Stone Conv
<u>AL</u>	<input checked="" type="checkbox"/> Star Rolls		
<u>AL</u>	<input checked="" type="checkbox"/> Distributor		
<u>N/A</u>	<input type="checkbox"/> Vine Belt Shield		
	<input checked="" type="checkbox"/> Bin		
	<input type="checkbox"/>		
	Oil Tank		Gear Boxes
<u>AL</u>	<input checked="" type="checkbox"/> Breathers	<u>P.T.</u>	<input checked="" type="checkbox"/> Engine 15W
<u>T.J.</u>	<input checked="" type="checkbox"/> Sight Guage	<u>NA</u>	<input type="checkbox"/> Airhead 15W
	<input checked="" type="checkbox"/> Plumbed Per Specs	<u>AL</u>	<input checked="" type="checkbox"/> Chain Drive 90W
<u>T.J.</u>	<input checked="" type="checkbox"/> In Tank Filters	<u>T.J.</u>	<input checked="" type="checkbox"/> Grease All Bearings & Wear Plates
		<u>AL</u>	<input checked="" type="checkbox"/> Durst Gear Box W/Syntec Oil
		<u>AL</u>	<input checked="" type="checkbox"/> Breathers

Advanced Farm Equipment, LLC

Customer

W/O#

S#

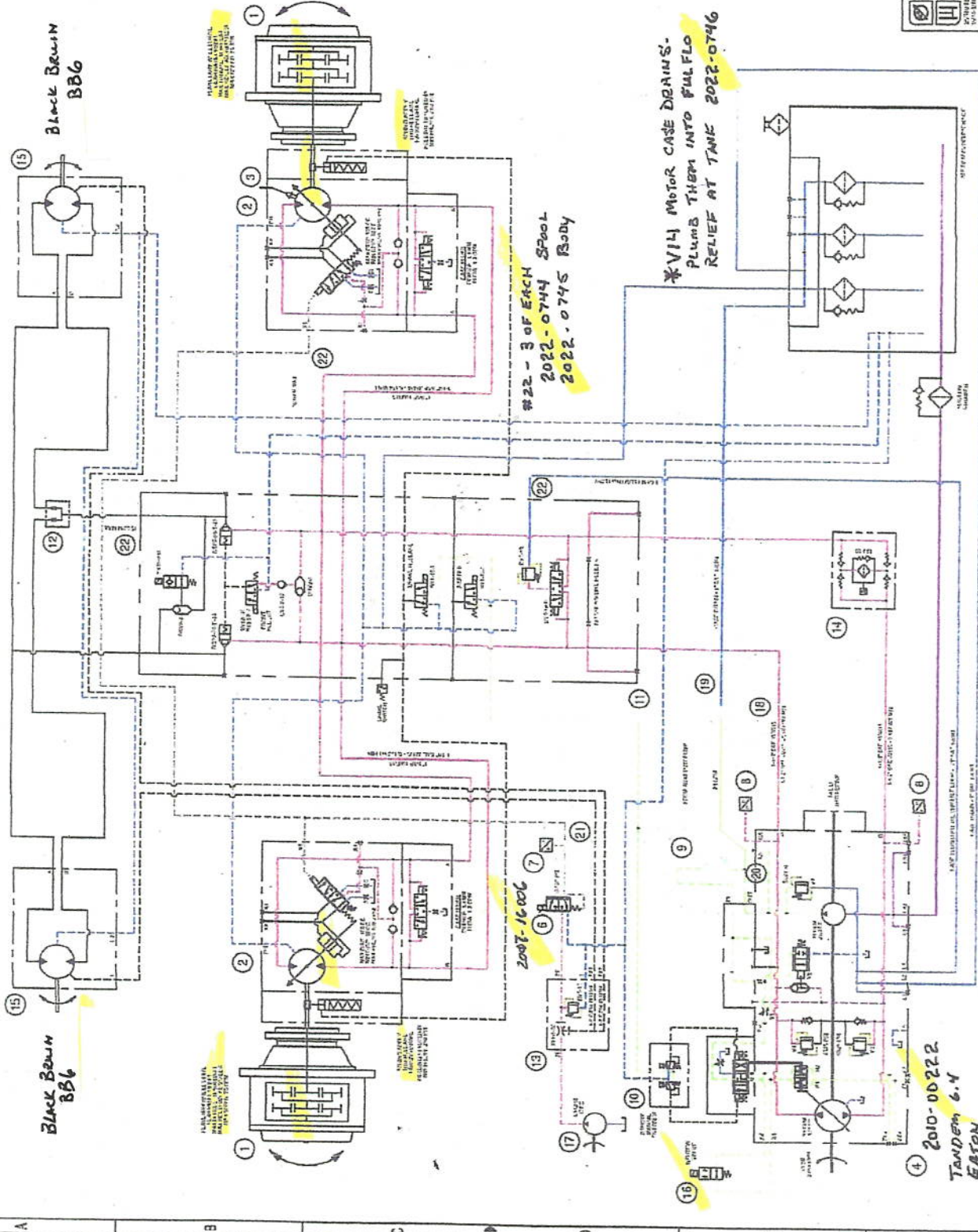
Engine			Misc	
<input checked="" type="checkbox"/>	Radiator Hoses	RS	<input checked="" type="checkbox"/>	Battery Cables
<input checked="" type="checkbox"/>	Heater Hoses	NA	<input type="checkbox"/>	Control Cables
<input checked="" type="checkbox"/>	Engine Oil		<input type="checkbox"/>	Cover Wiring
	Radiator Fluid		<input type="checkbox"/>	Decals
<input type="checkbox"/>	Anti-Corrosive		<input type="checkbox"/>	Serial Number Plates
<input checked="" type="checkbox"/>	Half Water		<input checked="" type="checkbox"/>	Slow Moving Vehicle Sign
<input checked="" type="checkbox"/>	Half Anti-Freeze		<input checked="" type="checkbox"/>	Service Kit
<input checked="" type="checkbox"/>	Exhaust System		<input checked="" type="checkbox"/>	Tool Box
<input checked="" type="checkbox"/>	Air Intake System		<input checked="" type="checkbox"/>	Digger Blades Per Spec
<input type="checkbox"/>	Reversing Fan Option		<input checked="" type="checkbox"/>	Coulter Blades Per Spec
Hydraulics		A.L./T.S.	<input checked="" type="checkbox"/>	Set Screws Tight
<input checked="" type="checkbox"/>	Needle Valves		<input checked="" type="checkbox"/>	AFE Table
<input checked="" type="checkbox"/>	Check Valves		<input checked="" type="checkbox"/>	Vine Belt Dist
<input type="checkbox"/>	Flow Control Handles		<input checked="" type="checkbox"/>	Cross-Dist
<input checked="" type="checkbox"/>	Hydraulic Oil		<input checked="" type="checkbox"/>	Bearings
<input checked="" type="checkbox"/>	Charge Pumps		<input checked="" type="checkbox"/>	Tires
<input checked="" type="checkbox"/>	Proper Motor Rotation		<input type="checkbox"/>	Touch Up Paint
<input checked="" type="checkbox"/>	Plugs In Pumps		<input checked="" type="checkbox"/>	Chain & Sprockets To Spec
<input checked="" type="checkbox"/>	Plugs In Manifolds			
<input type="checkbox"/>				

Notes / Comments:

CUSTOMER REQUESTED 15" EXTENDED DIGGER BLADES AND
REMOVAL OF UHMW UNDER BLADE

#19097
 MAIN FLOOR
 HRS 2465 LANE

ZONE	REV	DESCRIPTION	DATE
	A	Pre-install conceptual drawing	30-Apr-2015



Black Brown
 BB6

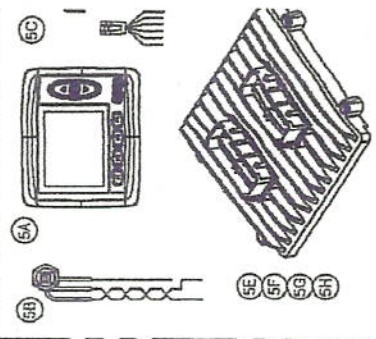
Black Brown
 BB6

#22 - 3 OF EACH SPOOL
 2022-0744 SPOOL
 2022-0745 BODY

*V114 MOTOR CASE DRAINS -
 PLUMB THEM INTO FULL FLO
 RELIEF AT TANK 2022-0746

2007-16006

2010-00222
 TANDEN 6.4
 ERSON



ITEM	QTY	COMPONENT	REV
12	1	ATE SPWLED - DASH 110 (60 63)	
13	1	ATE SPWLED - DASH 110 (60 63)	
14	1	ATE SPWLED - HIGH PRESSURE, ANTI-COLLISION, P112	
15	1	ATE SPWLED - 003 PRESSURE REGULATING VALVE, 003-0110	
16	1	ATE SPWLED - 003 PRESSURE REGULATING VALVE, 003-0110	
17	1	ATE SPWLED - 003 PRESSURE REGULATING VALVE, 003-0110	
18	1	ATE SPWLED - 003 PRESSURE REGULATING VALVE, 003-0110	
19	1	ATE SPWLED - 003 PRESSURE REGULATING VALVE, 003-0110	
20	1	ATE SPWLED - 003 PRESSURE REGULATING VALVE, 003-0110	
21	1	ATE SPWLED - 003 PRESSURE REGULATING VALVE, 003-0110	
22	1	ATE SPWLED - 003 PRESSURE REGULATING VALVE, 003-0110	
23	1	ATE SPWLED - 003 PRESSURE REGULATING VALVE, 003-0110	
24	1	ATE SPWLED - 003 PRESSURE REGULATING VALVE, 003-0110	
25	1	ATE SPWLED - 003 PRESSURE REGULATING VALVE, 003-0110	
26	1	ATE SPWLED - 003 PRESSURE REGULATING VALVE, 003-0110	
27	1	ATE SPWLED - 003 PRESSURE REGULATING VALVE, 003-0110	
28	1	ATE SPWLED - 003 PRESSURE REGULATING VALVE, 003-0110	
29	1	ATE SPWLED - 003 PRESSURE REGULATING VALVE, 003-0110	
30	1	ATE SPWLED - 003 PRESSURE REGULATING VALVE, 003-0110	
31	1	ATE SPWLED - 003 PRESSURE REGULATING VALVE, 003-0110	
32	1	ATE SPWLED - 003 PRESSURE REGULATING VALVE, 003-0110	
33	1	ATE SPWLED - 003 PRESSURE REGULATING VALVE, 003-0110	
34	1	ATE SPWLED - 003 PRESSURE REGULATING VALVE, 003-0110	
35	1	ATE SPWLED - 003 PRESSURE REGULATING VALVE, 003-0110	
36	1	ATE SPWLED - 003 PRESSURE REGULATING VALVE, 003-0110	
37	1	ATE SPWLED - 003 PRESSURE REGULATING VALVE, 003-0110	
38	1	ATE SPWLED - 003 PRESSURE REGULATING VALVE, 003-0110	
39	1	ATE SPWLED - 003 PRESSURE REGULATING VALVE, 003-0110	
40	1	ATE SPWLED - 003 PRESSURE REGULATING VALVE, 003-0110	
41	1	ATE SPWLED - 003 PRESSURE REGULATING VALVE, 003-0110	
42	1	ATE SPWLED - 003 PRESSURE REGULATING VALVE, 003-0110	
43	1	ATE SPWLED - 003 PRESSURE REGULATING VALVE, 003-0110	
44	1	ATE SPWLED - 003 PRESSURE REGULATING VALVE, 003-0110	
45	1	ATE SPWLED - 003 PRESSURE REGULATING VALVE, 003-0110	
46	1	ATE SPWLED - 003 PRESSURE REGULATING VALVE, 003-0110	
47	1	ATE SPWLED - 003 PRESSURE REGULATING VALVE, 003-0110	
48	1	ATE SPWLED - 003 PRESSURE REGULATING VALVE, 003-0110	
49	1	ATE SPWLED - 003 PRESSURE REGULATING VALVE, 003-0110	
50	1	ATE SPWLED - 003 PRESSURE REGULATING VALVE, 003-0110	
51	1	ATE SPWLED - 003 PRESSURE REGULATING VALVE, 003-0110	
52	1	ATE SPWLED - 003 PRESSURE REGULATING VALVE, 003-0110	
53	1	ATE SPWLED - 003 PRESSURE REGULATING VALVE, 003-0110	
54	1	ATE SPWLED - 003 PRESSURE REGULATING VALVE, 003-0110	
55	1	ATE SPWLED - 003 PRESSURE REGULATING VALVE, 003-0110	
56	1	ATE SPWLED - 003 PRESSURE REGULATING VALVE, 003-0110	
57	1	ATE SPWLED - 003 PRESSURE REGULATING VALVE, 003-0110	
58	1	ATE SPWLED - 003 PRESSURE REGULATING VALVE, 003-0110	
59	1	ATE SPWLED - 003 PRESSURE REGULATING VALVE, 003-0110	
60	1	ATE SPWLED - 003 PRESSURE REGULATING VALVE, 003-0110	
61	1	ATE SPWLED - 003 PRESSURE REGULATING VALVE, 003-0110	
62	1	ATE SPWLED - 003 PRESSURE REGULATING VALVE, 003-0110	
63	1	ATE SPWLED - 003 PRESSURE REGULATING VALVE, 003-0110	
64	1	ATE SPWLED - 003 PRESSURE REGULATING VALVE, 003-0110	
65	1	ATE SPWLED - 003 PRESSURE REGULATING VALVE, 003-0110	
66	1	ATE SPWLED - 003 PRESSURE REGULATING VALVE, 003-0110	
67	1	ATE SPWLED - 003 PRESSURE REGULATING VALVE, 003-0110	
68	1	ATE SPWLED - 003 PRESSURE REGULATING VALVE, 003-0110	
69	1	ATE SPWLED - 003 PRESSURE REGULATING VALVE, 003-0110	
70	1	ATE SPWLED - 003 PRESSURE REGULATING VALVE, 003-0110	
71	1	ATE SPWLED - 003 PRESSURE REGULATING VALVE, 003-0110	
72	1	ATE SPWLED - 003 PRESSURE REGULATING VALVE, 003-0110	
73	1	ATE SPWLED - 003 PRESSURE REGULATING VALVE, 003-0110	
74	1	ATE SPWLED - 003 PRESSURE REGULATING VALVE, 003-0110	
75	1	ATE SPWLED - 003 PRESSURE REGULATING VALVE, 003-0110	
76	1	ATE SPWLED - 003 PRESSURE REGULATING VALVE, 003-0110	
77	1	ATE SPWLED - 003 PRESSURE REGULATING VALVE, 003-0110	
78	1	ATE SPWLED - 003 PRESSURE REGULATING VALVE, 003-0110	
79	1	ATE SPWLED - 003 PRESSURE REGULATING VALVE, 003-0110	
80	1	ATE SPWLED - 003 PRESSURE REGULATING VALVE, 003-0110	
81	1	ATE SPWLED - 003 PRESSURE REGULATING VALVE, 003-0110	
82	1	ATE SPWLED - 003 PRESSURE REGULATING VALVE, 003-0110	
83	1	ATE SPWLED - 003 PRESSURE REGULATING VALVE, 003-0110	
84	1	ATE SPWLED - 003 PRESSURE REGULATING VALVE, 003-0110	
85	1	ATE SPWLED - 003 PRESSURE REGULATING VALVE, 003-0110	
86	1	ATE SPWLED - 003 PRESSURE REGULATING VALVE, 003-0110	
87	1	ATE SPWLED - 003 PRESSURE REGULATING VALVE, 003-0110	
88	1	ATE SPWLED - 003 PRESSURE REGULATING VALVE, 003-0110	
89	1	ATE SPWLED - 003 PRESSURE REGULATING VALVE, 003-0110	
90	1	ATE SPWLED - 003 PRESSURE REGULATING VALVE, 003-0110	
91	1	ATE SPWLED - 003 PRESSURE REGULATING VALVE, 003-0110	
92	1	ATE SPWLED - 003 PRESSURE REGULATING VALVE, 003-0110	
93	1	ATE SPWLED - 003 PRESSURE REGULATING VALVE, 003-0110	
94	1	ATE SPWLED - 003 PRESSURE REGULATING VALVE, 003-0110	
95	1	ATE SPWLED - 003 PRESSURE REGULATING VALVE, 003-0110	
96	1	ATE SPWLED - 003 PRESSURE REGULATING VALVE, 003-0110	
97	1	ATE SPWLED - 003 PRESSURE REGULATING VALVE, 003-0110	
98	1	ATE SPWLED - 003 PRESSURE REGULATING VALVE, 003-0110	
99	1	ATE SPWLED - 003 PRESSURE REGULATING VALVE, 003-0110	
100	1	ATE SPWLED - 003 PRESSURE REGULATING VALVE, 003-0110	

AM-DYN-C
FLUID POWER

THE INFORMATION CONTAINED HEREIN IS THE PROPERTY OF AM-DYN-C. IT IS TO BE USED ONLY FOR THE PURPOSES SPECIFIED HEREIN. NO PART OF THIS PUBLICATION IS TO BE REPRODUCED OR TRANSMITTED IN ANY FORM OR BY ANY MEANS, ELECTRONIC OR MECHANICAL, INCLUDING PHOTOCOPYING, RECORDING, OR BY ANY INFORMATION STORAGE AND RETRIEVAL SYSTEM, WITHOUT PERMISSION IN WRITING FROM AM-DYN-C.

AM-DYN-C
 10000 WILSON AVENUE
 SUITE 100
 BOSTON, MA 02124
 TEL: 617-252-1000
 FAX: 617-252-1001
 WWW.AM-DYN-C.COM

DATE: 30-Apr-2015
 APPROVED BY: [Signature]
 SCALE: 1/16" (AS SHOWN) 1:1 (SEE DRAWING NOTES)

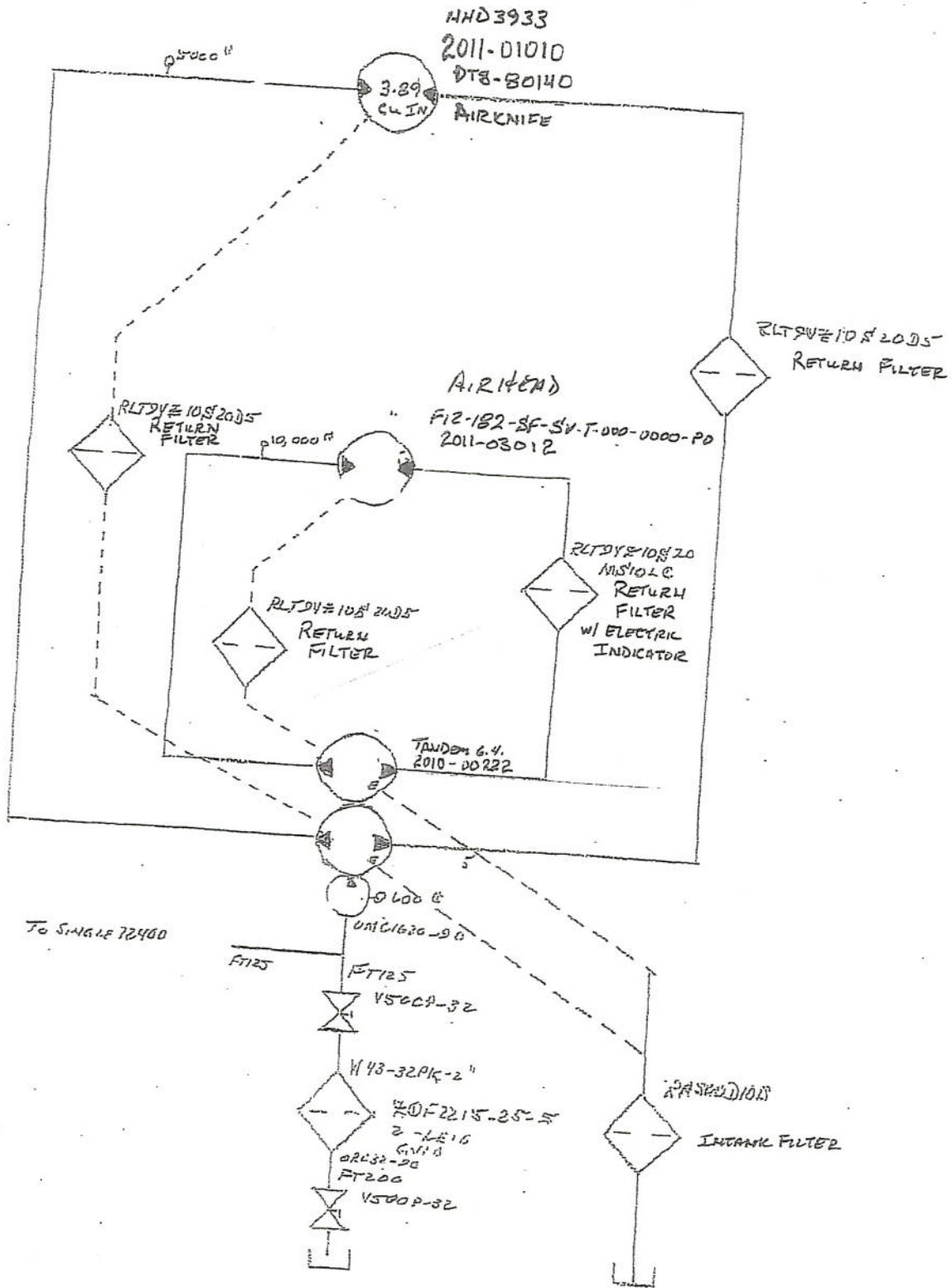
#17418
 2015-044

#17418
 2015-044
 2010-00222
 TANDEN 6.4
 ERSON

#17418
 2015-044

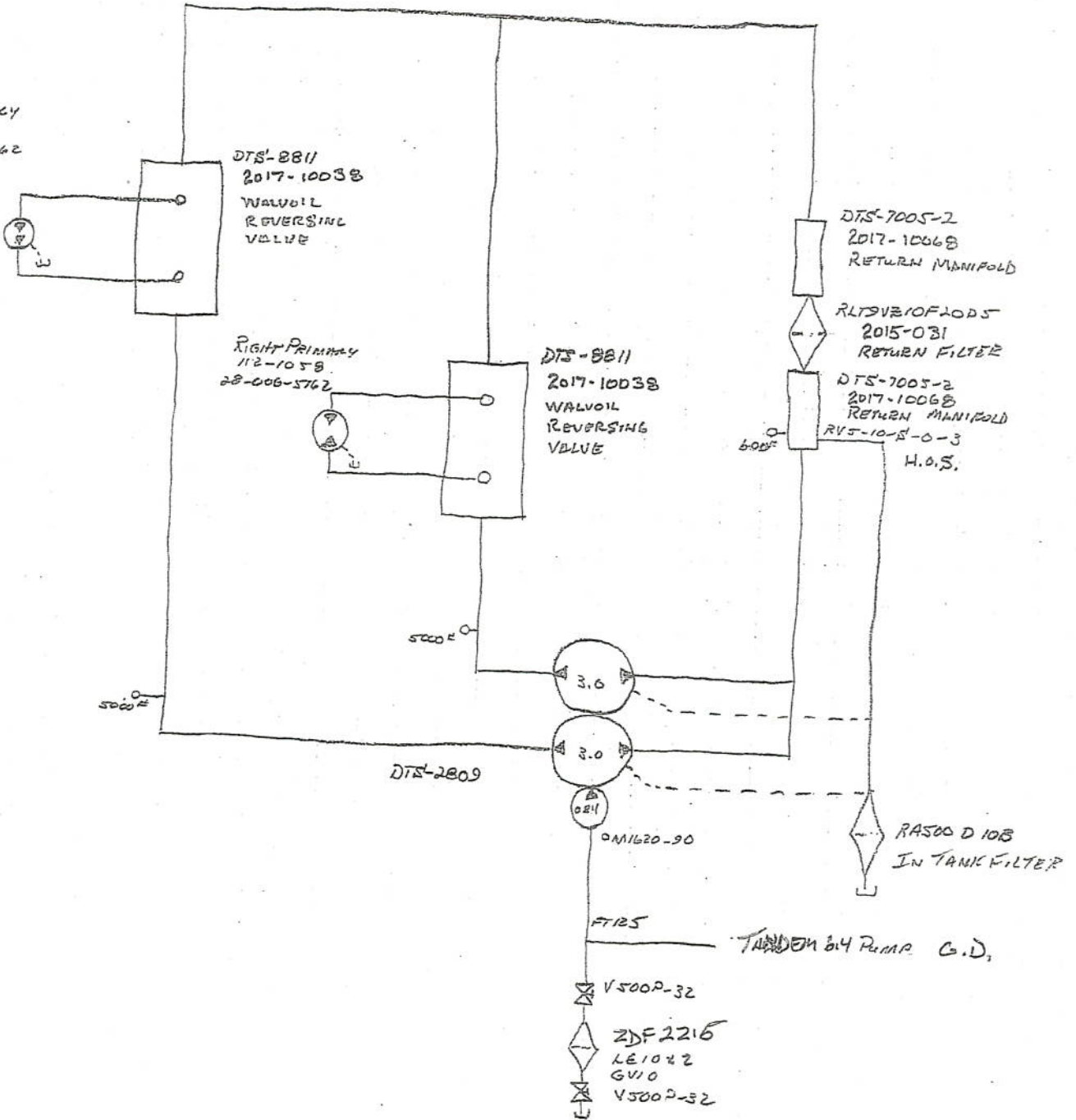
#17418
 2015-044

#19097
MAIN FARM
HRSPH6564H



#19097
MAIN FARM
4RSPT 65LH4

LEFT PRIMARY
112-1058
28-006-5762



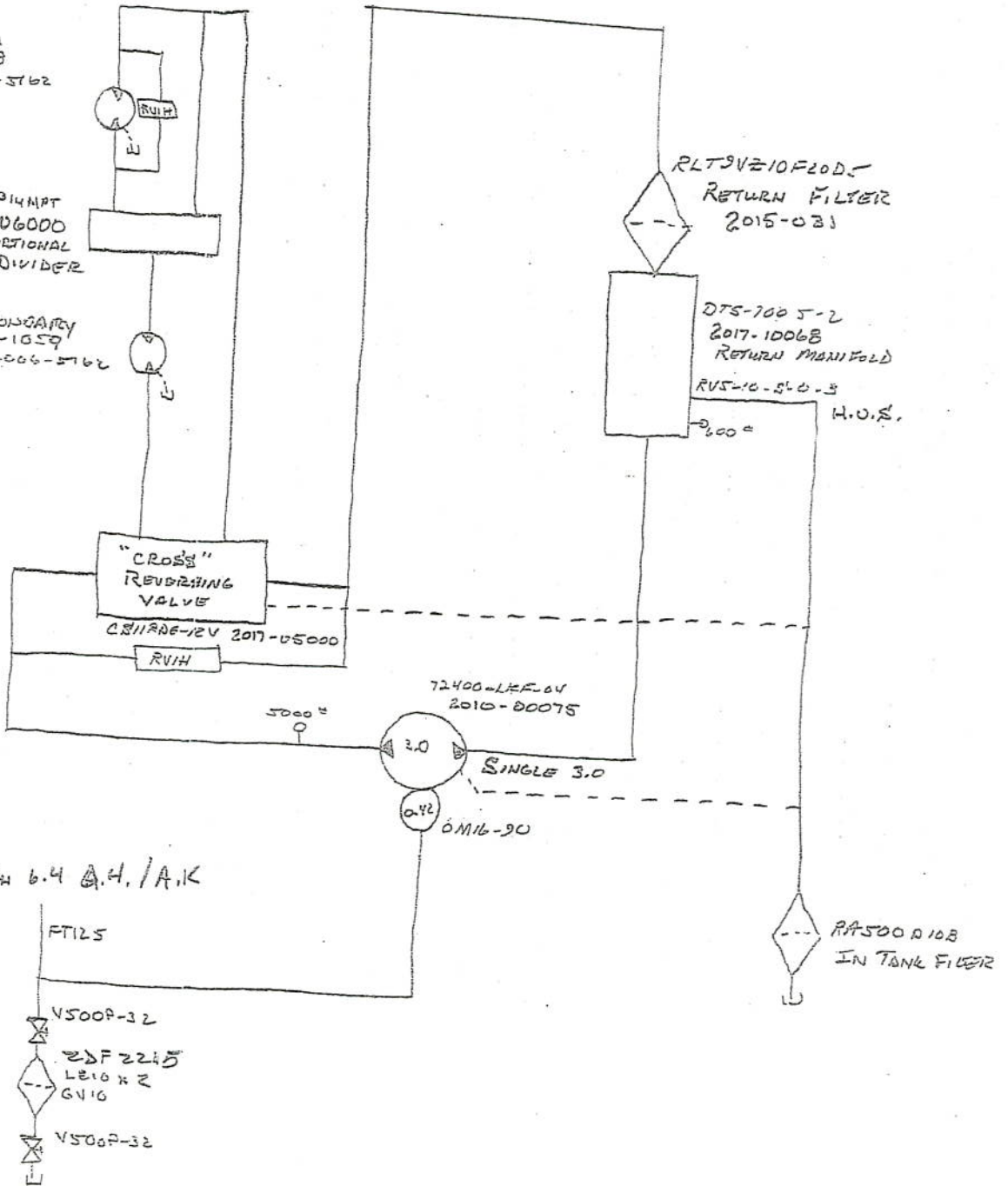
#19097
 MAIN FURNS
 HRSPT4624H

2011-00017
 2023-0144

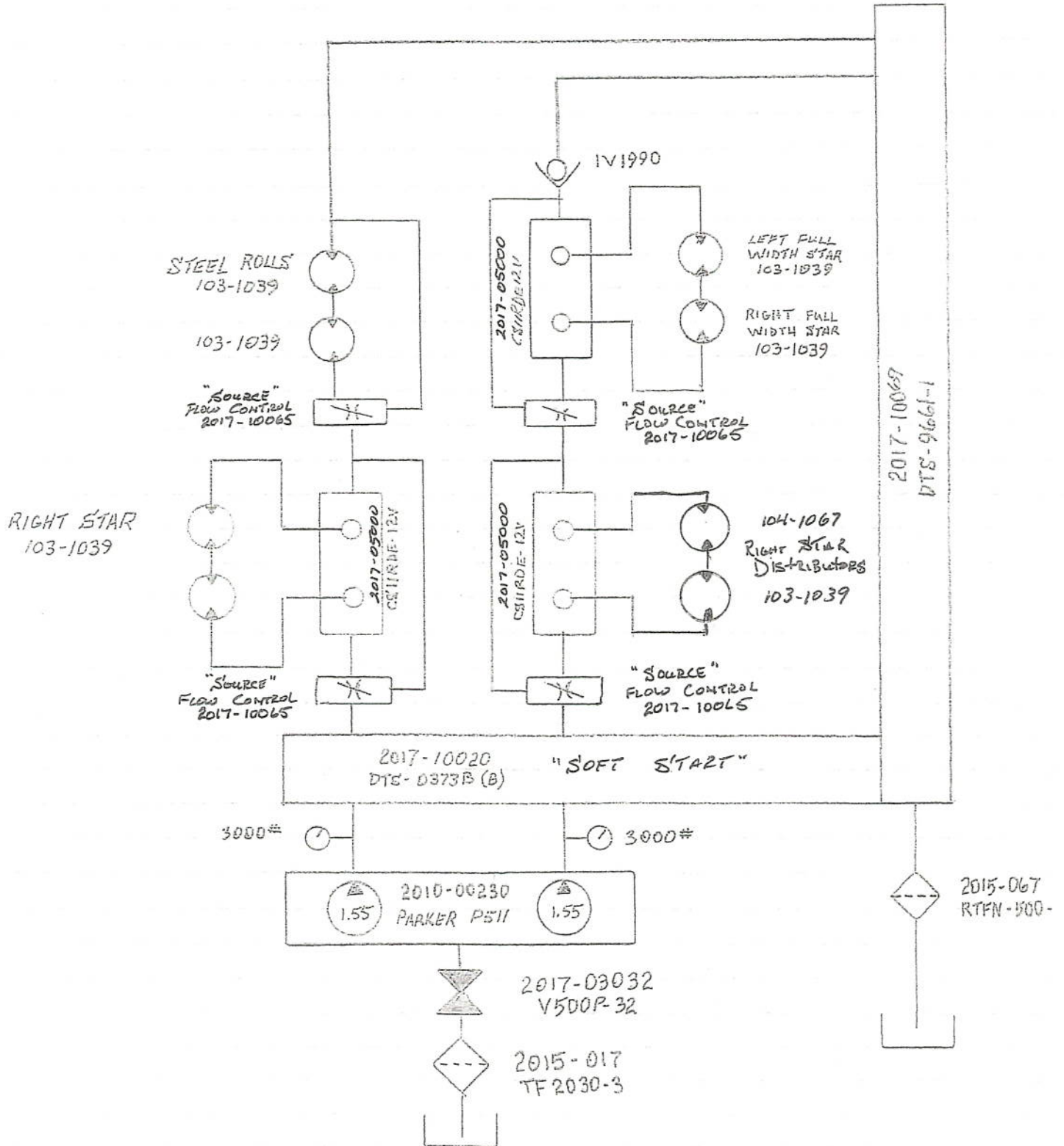
DESIGNER
 112-1058
 28-006-5762

2011-00018
 2023-0144

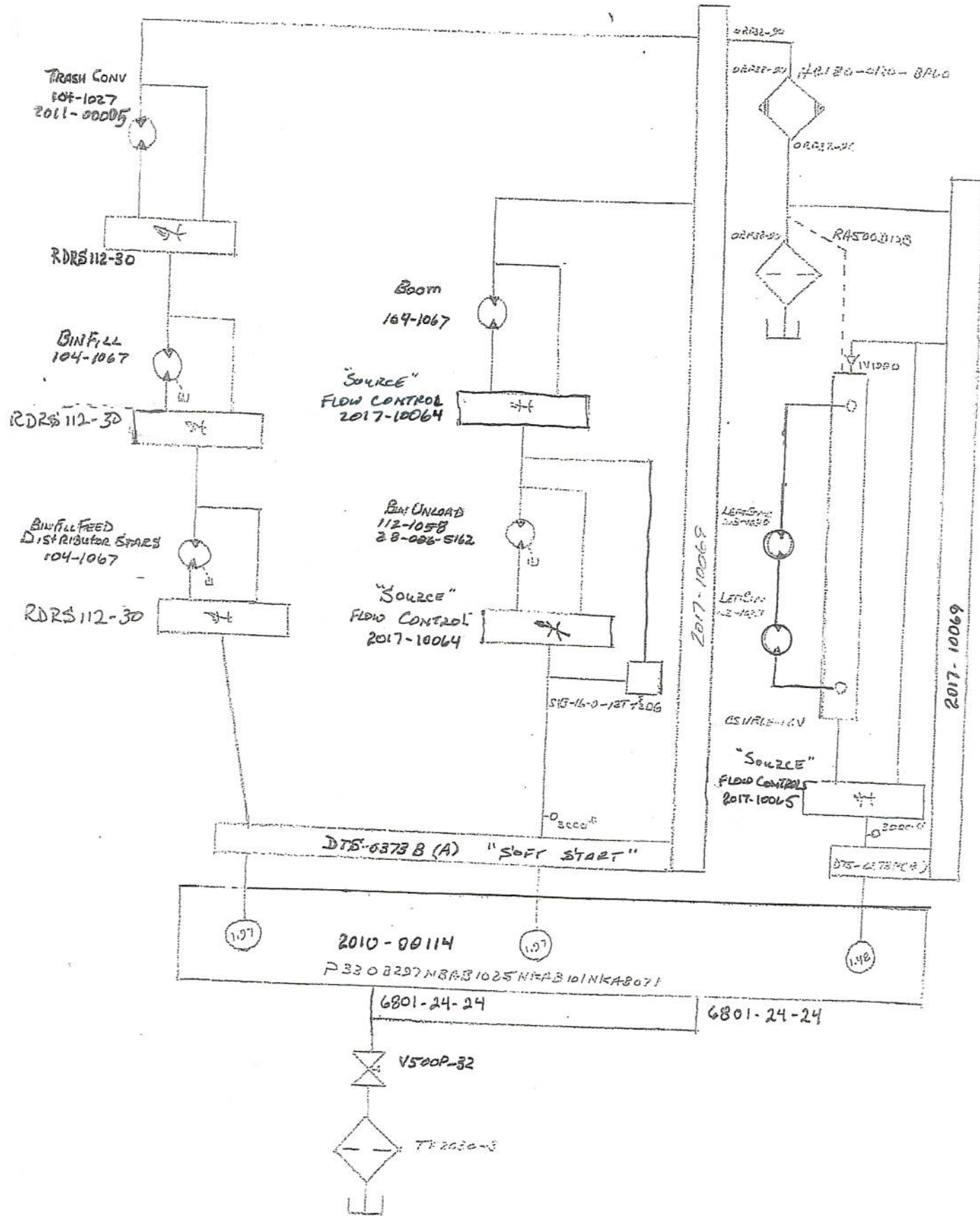
SECONDARY
 112-1059
 28-006-5762



#19097
MAIN FURNACE
4RSPH65L6H



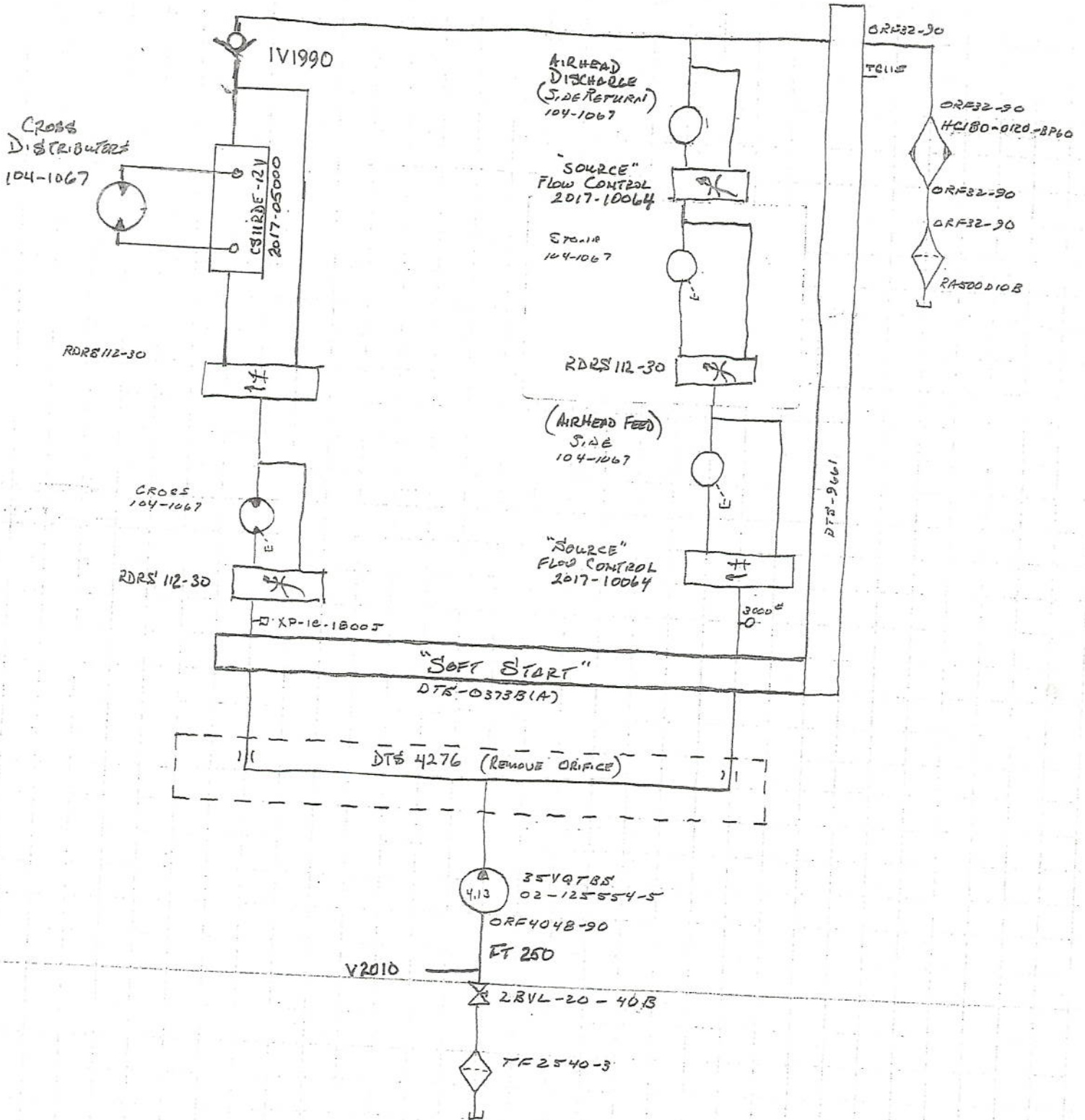
#19097
 MAIN FARM
 HRSFH65LAH



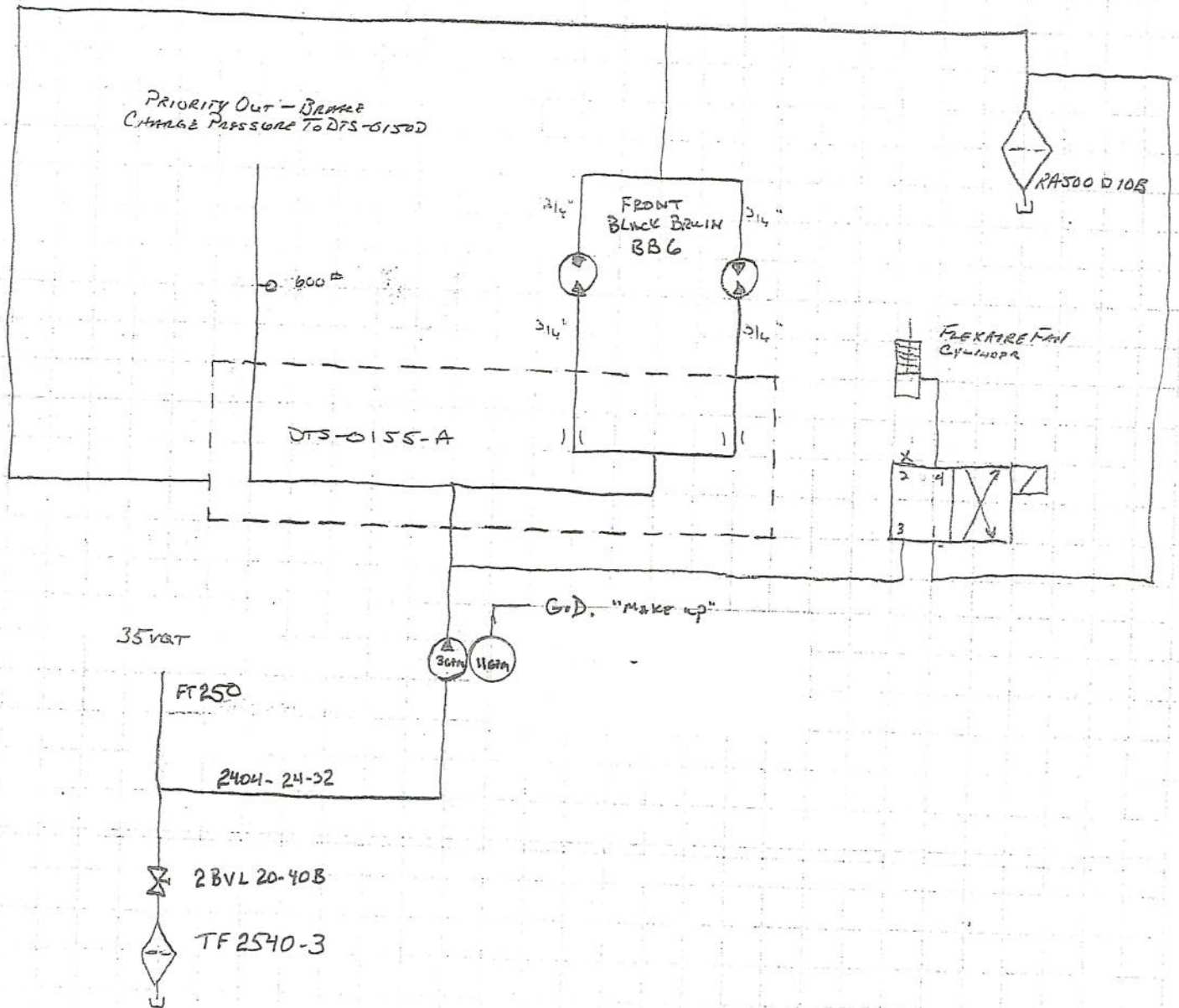
SIDE / CROSS CIRCUITS

#19097

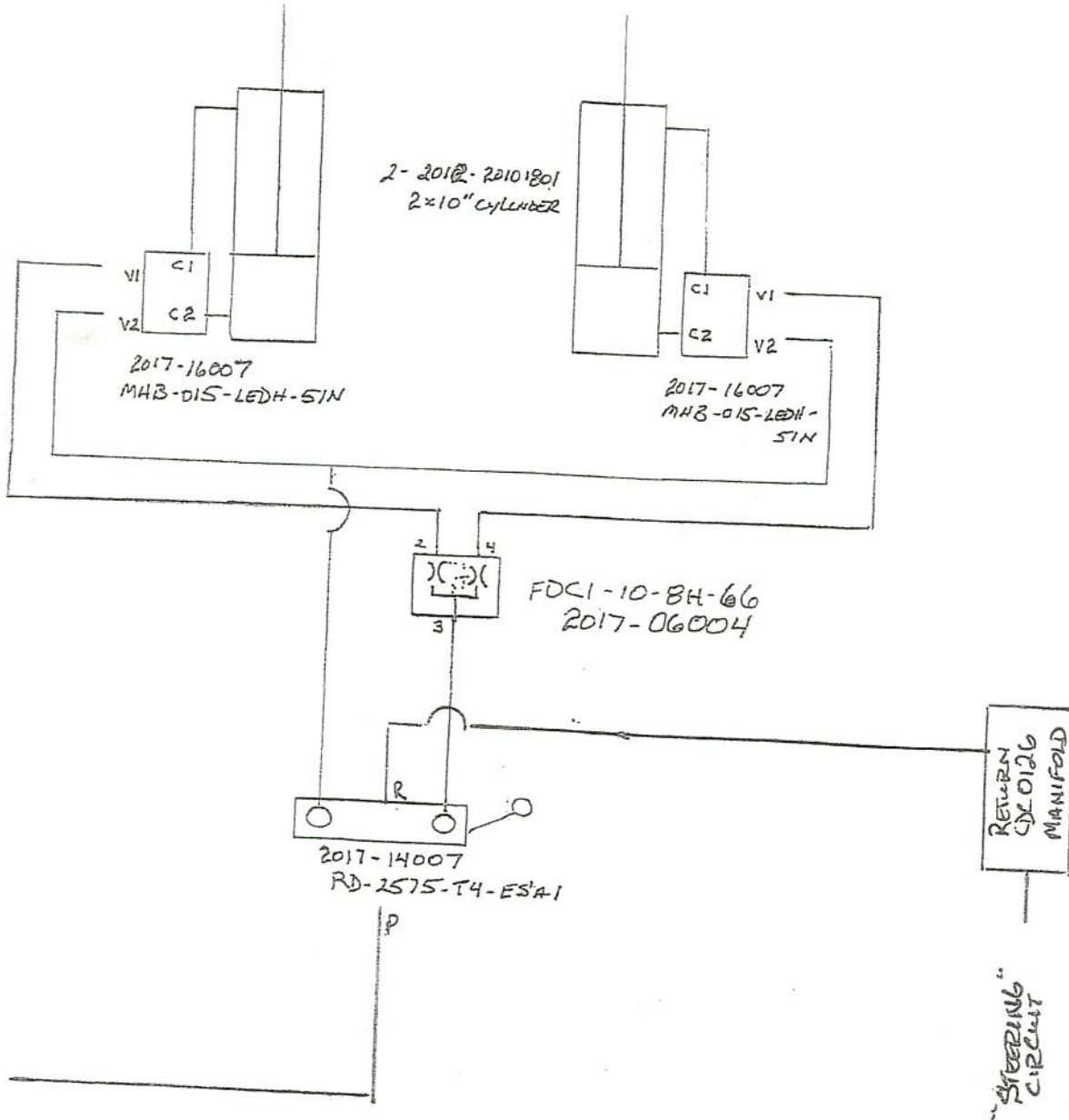
MAIN TRENDS
4125P#65L#H



MAIN ITEMS
485PH65LAH

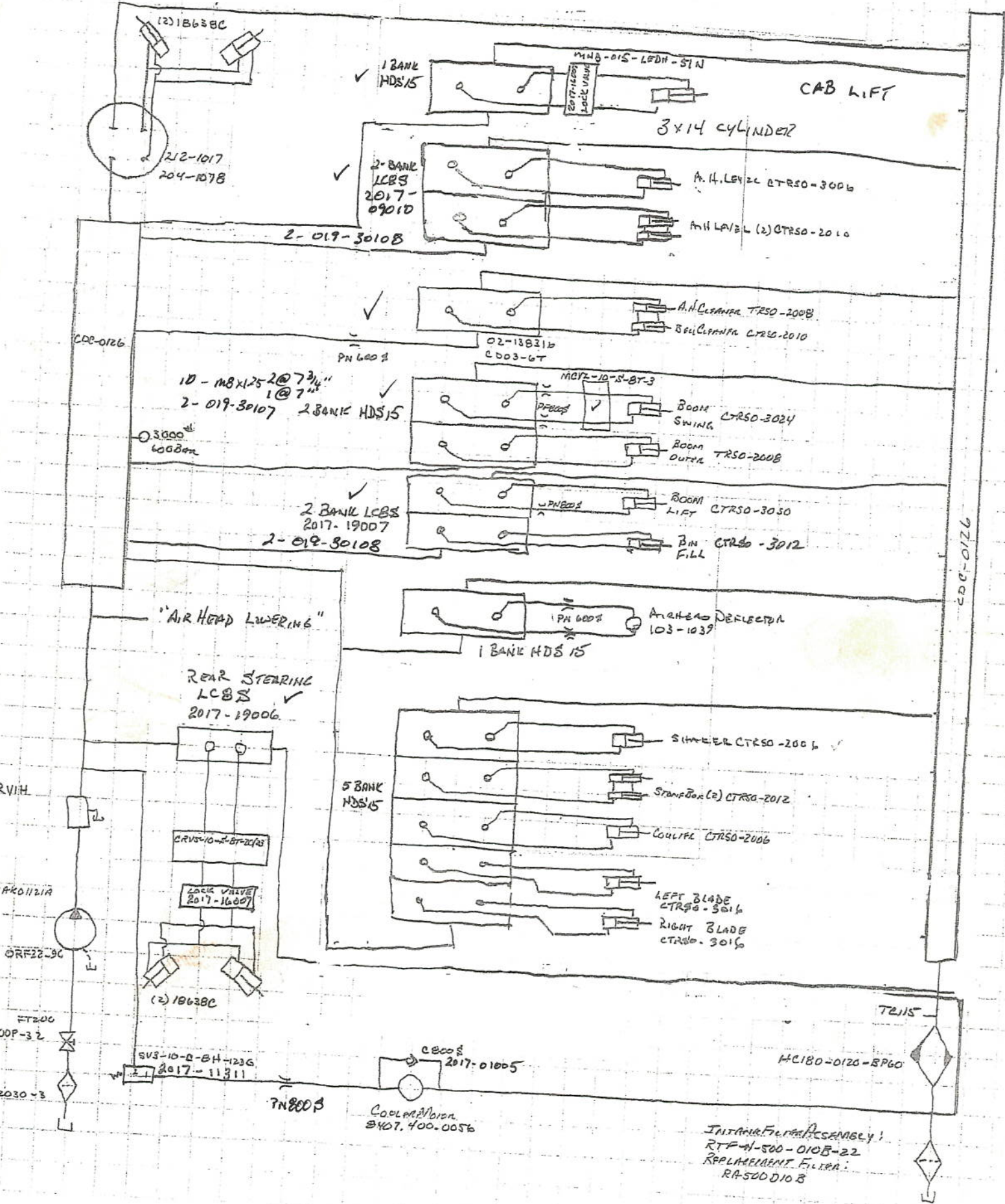


AIRHEAD "LOWERING"



PRESSURE
DC O126
MANIFOLD

"STEERING"
CIRCUIT



4" FWM

TF2540-3	3" x 2" BUSH
2 1/2" 90 ST EL	2" CLS NIP
2 1/2" CLS NIP	V500P-32
2 BVL20-40B	FT 200
2 1/2" CLS NIP	ORF32-90
2 1/2" TEE	2 1/2"x2Bush ZDF2215-25-5
FT250	2" 90 ST EL W43-32PK
35VQTBS	2"x11/2"Bush 2" 90 ST EL
	2404-24 2" CLS NIP
	V2010 V500P-32
	2" CLS NIP
	2" TEE
2" x 1 1/4"BUSH	2"90 ST EL
	2404-20 2"x1/14"BUSH
	2404-20
TANDEM 6.4	TANDEM 3.0

3" FWM

3" FWM

TF2030-3
2" CLS NIP
V500P-32
2" 90 ST EL
FT200
421 AK

3" FWM

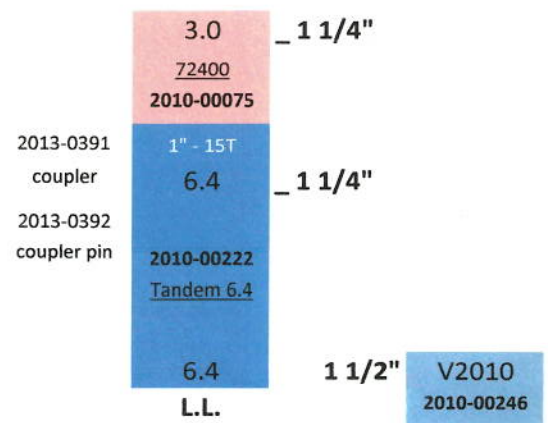
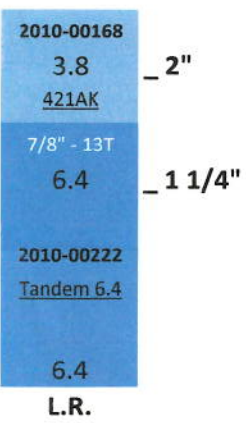
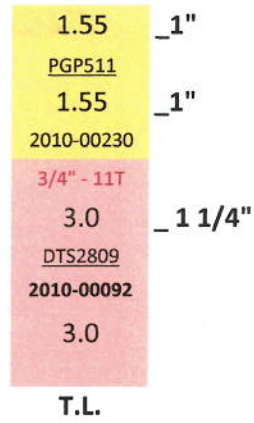
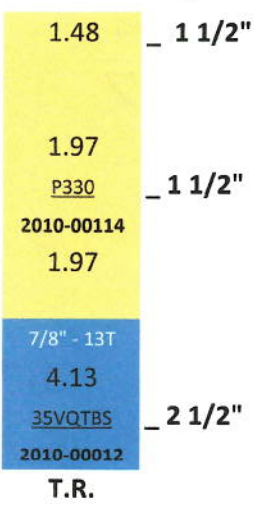
TF2030-3
2" 90 ST EL
2" CLS NIP
V500-P32
2" CLS NIP
2" TEE
2" x 1 1/2" BUSH
2404-24
P330
2" 90 ST EL
2" x 1 1/2" BUSH
2404-24
P330

3" FWM

TF2030-3
2" 90 ST EL
2" CLS NIP
V500P-32
2" CLS NIP
2" TEE 2" 90 ST EL
2404-20-32 2404-20-32
PGP511 PGP511
2" 90 ST EL
2" CLS NIP
V500P-32
2" CLS NIP
2" TEE
2"x1 1/4"BUSH 2"x11/4"BUSH
1 1/4" 45 ST EL 2404-20
2404-20 72400
TANDEM 6.4

4"x2" BUSH

4"x2" BUSH
2" CLS NIP
V500P-32
FT 200
ORF32-90
ZDF2215-25-5
W43-32PK
2" 90 ST EL
2" CLS NIP
V500P-32
2" CLS NIP
2" TEE



Durst 4PD09 2023-0207 4 Hole G.B. 19347 2023-0007 Drive plate

Cummins QSX15 600 H.P. Tier 4

Main Farms #19097

QTY	PART NO	DESCRIPTION
2	2011-07006	406-200-21108 // Black Bruin
1	2023-0207	4PD09 1.20I N11 - B BB H - C C H - C E H - C E H - L S
1	2023-0007	Z-19347 / 745632 550 to 900 hp
5	2023-0144	28-006-5162
2	2011-00017	112-1058
2	2015-031	RLT9VZ10F20D5
4	2015-032	RLT9VZ10S20D5
1	2015-044	RLT9VZ10S20MS10LC
1	2017-06000	FP55-3/4NPT
6	2017-05000	CS11RDE-12V
3	2017-07101	RV1H
4	2017-08018	EFC12-15-12-R20
4	2017-08004	RDRS112-30
4	2017-08008	EFC12-30-12-R20
1	2030-02177	71R5812 / RD-6-5452-OP Climate Control
1	2011-00005	104-1027
9	2011-00003	103-1039
9	2011-00011	104-1067-006
6	2017-18000	Bucher HDS15 Inlet
9	2017-18001	Bucher HDS15 Work Section
8	2017-18002	Bucher HDS15 Lock Valve (Check Valve)
6	2017-18003	Bucher HDS15 Outlet
1	2017-19007	Bucher LC8S AFE BIN LEVEL & BOOM LIFT VALVE
1	2017-19010	Bucher LC8S AFE AIRHEAD LEVELING
1	2017-04001	CD03-6T / VS-01-1-3-1
4	2017-16007	MHB-015-LEDH-51N
1	2020-1800	HC180-0120-BP60
1	2021-06158	G615-8A1 // 1118K65
1	2017-11304	SV3-16-0-12T-12DG
1	2017-14000	MCV2-10-S-8T-3
1	2017-07000	CRV5-10-S-8T-20/23
1	2017-11311	SV3-10-C-8H-12DG
3	2022-0744	Cartridge .2-50 gmp (Flow Limiter)
3	2022-0745	Body (Flow Limiter)
1	2022-0746	Relief Valve (Back Pressure Valve)
1	2011-00023	212-1017
1	2011-00022	204-1078
2	2015-026	ZDF2215-25-5
3	2015-040	GV10
1	2015-018	TF2540-3
3	2015-017	TF2030-3
2	2015-020	4IFWM
6	2015-019	3IFWM
9	2017-00060	Needle Valve 3/8"
3	2017-00080	Needle Valve 1/2"
2	2017-00081	Needle Valve 1/2" W/Check

