

#1089

Leep

4RST

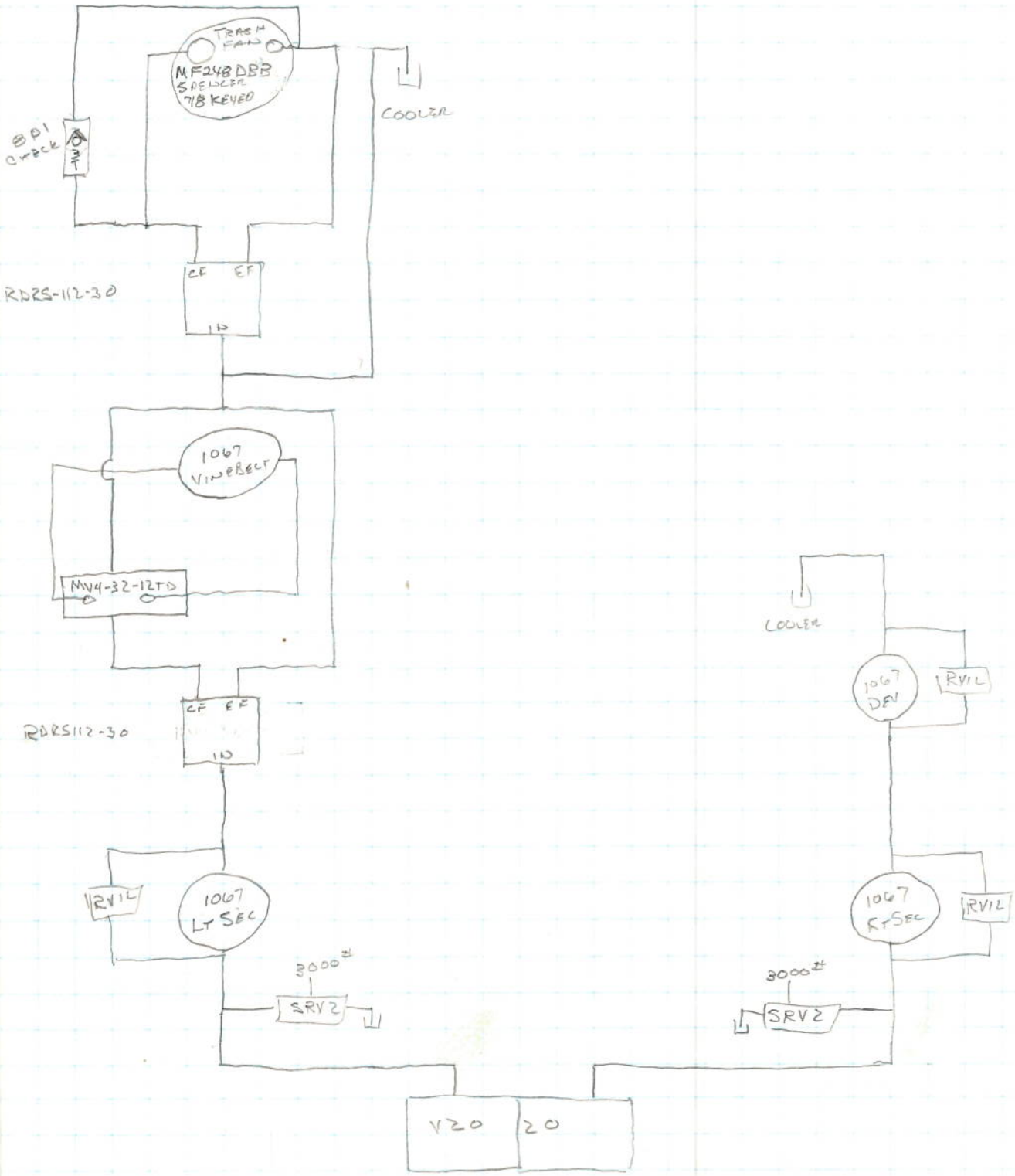
Sold to Heartland Farms, WI, 1996

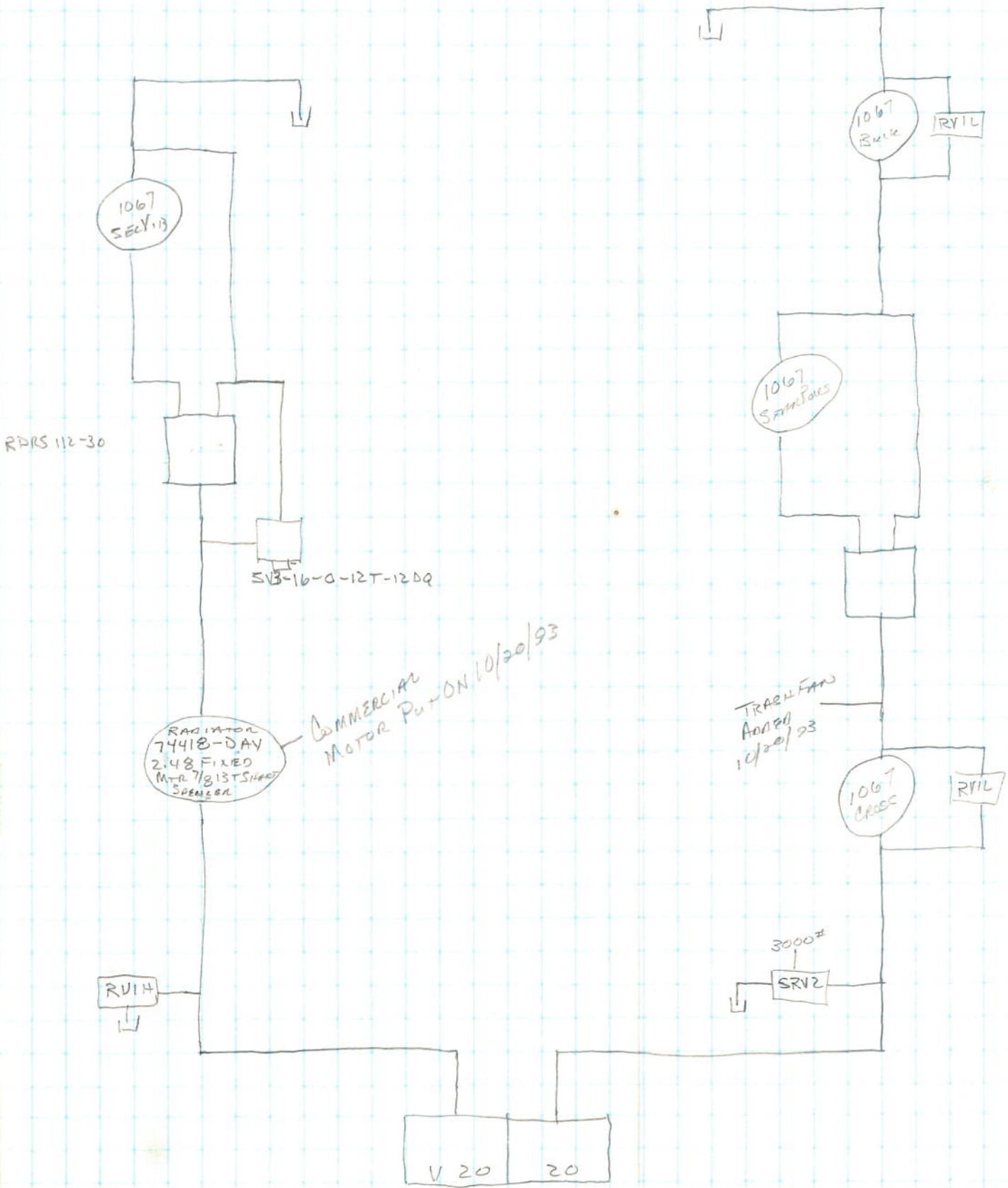
Sold to BUCKA, 2005

V2020 MOUNTED ON 76 PUMP

#1089 LEEP
YRSPH SNTARY

TRASH FAN TO
MOUNT TO
CROSS CIRCUIT
10/22/93





4 Row STRAIGHT Thru Leep
36" Rows ?

→ Radiation up Front

Adj. STAR TABLE 35" W 1" Bag's

→ 4 wheel steering

16.9 x 24 FT

43x66 Ren Tires 50 MOTOR

→ Fire belt

→ 8.3 Engine

STANDARD LENGTH BULK LOADER 35" width.

→ CAB side ways

30" cross conveyor.

→ if possible make lines removable NOT POSSIBLE

AIR CLEANER.

→ Kickers & coulters

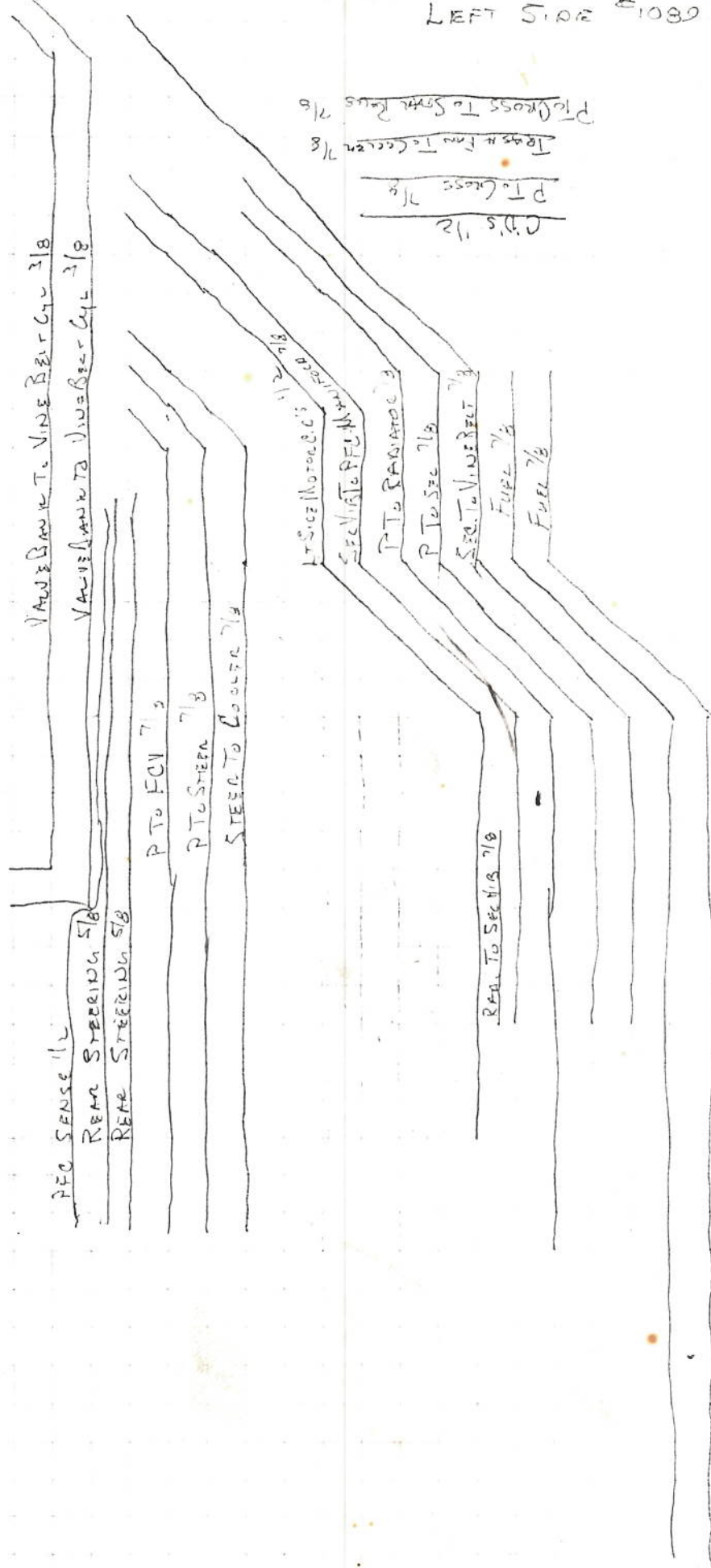
→ Vibrator in Secondary

2/16 x 45mm x 65" secondary

2/16 x 45mm x 30

1/2 x x 32 Coi 2015

order 2-16.9x24 Tires



PEC SENSE 112

REAR STEERING 518

REAR STEERING 518

VARIABLE BATTERY TO VINE BATTERY 318

VARIABLE BATTERY TO VINE BATTERY 318

P TO FCV 712

P TO STEER 713

STEER TO COAST 713

LT SIZE MOTOR CIG 112

SEC VOLTAGE TO FCV MOTOR 112

P TO RADIATOR 3

P TO SEC 712

SEC TO VINE BATTERY 713

FUEL 712

FUEL 713

REAR TO SECTION 718

C.D.S. 112

P To Class 718

Traps # From To Class 718

P To Gross To South Rail 718

REAR VALVE BANK
 SWING
 LIFT
 TILT


FRONT VALVE BANK
 VINE BELT
 COULTERS
 BLADE

ENG. GRD. DRU.

STEER CROSS

Prim

LT. SEC. RT. SEC. Red.

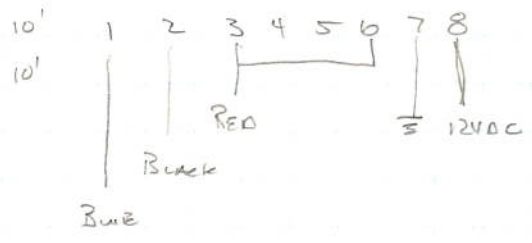


34" GRD.
 33" CROSS
 37" C.P.
 34" RT. SEC.
 36" LT. SEC.

BACK UP LIGHTS.	BROWN	6
L.F. SEC. VIB. ACT	GREEN	28
L.F. SEC. VIB. ACT.	WHITE	29
R.F. PRIM. VIB. ACT	RED	32
R.F. PRIM. VIB. ACT.	YELLOW	33
L.R. RR BULK & VINE BELT LIGHTS	BLACK	34
L.F. ROAD LIGHTS	BLUE	35
PRIME (A) LIGHTS	BLUE	36
L.R. VINE BELT REV.	WHITE	39
#10 FUSE TO WHITE 10 GERT TECH	WHITE	44
L.R. VINE BELT ACT.	GREEN	45
L.R. VINE BELT ACT.	BROWN	46
SPEEDOMETER +12VDC	BLACK	48
= GROUND	GREEN	49
L.R. PULLMAN	RED	50
L.R. PULLMAN	BLACK	51
L.R. PULLMAN	BLUE	52
L.R. L.F. LEFT TURN SIGNAL #513 w/ #523	YELLOW	53
R.R. R.F. RIGHT TURN SIGNAL #512 w/ #522	BROWN	54
TURN SIGNAL FLASH #22 TO #502 w/ #507	BLACK	502
ST87 HOT SIDE TO #11	BLACK	55
#3 (OL. (IGN) TO ST87 (IGN)	BLACK	56
10 G.C. TO GRD.		
L.F. FUEL GAUGE	WHITE	58
PARK SWITCH TO BACK SIDE SLIB6	BLACK	59
12VDC TO #5 FUSE "C" ON CROSS PRESS SWIT.	BLACK	60
BZ1652 TO "N.O." ON CROSS PRESS SWITCH	WHITE	61
L.R. TRASH FAN SPEED ACT	RED	63
L.R. TRASH FAN SLOW ACT.	YELLOW	64
L.R. REAR STEERING SENSOR	WHITE	65
L.R. REAR STEERING SENSOR	GREEN	66
REAR STEERING SOL.	WHITE	68
L.F. SEC. VIB. SOL.	PURPLE	72
RR STAR ROUS F.C. ACT.	PURPLE	73
RR STAR ROUS F.C. ACT.	WHITE	74
R.R. B.L. SWING	BLUE	75
R.R. B.L. SWING	GREEN	76
R.R. B.C. LIFT.	RED	77
R.R. B.C. LIFT.	BLACK	78
R.R. B.L. TILT.	YELLOW	79
R.R. B.L. TILT.	WHITE	80

ADD SWITCH & WIRE

12



6 1/2'

10'

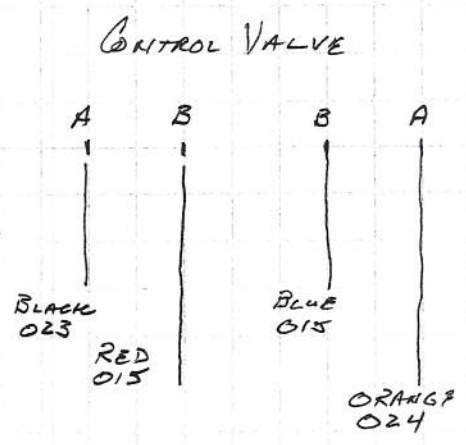
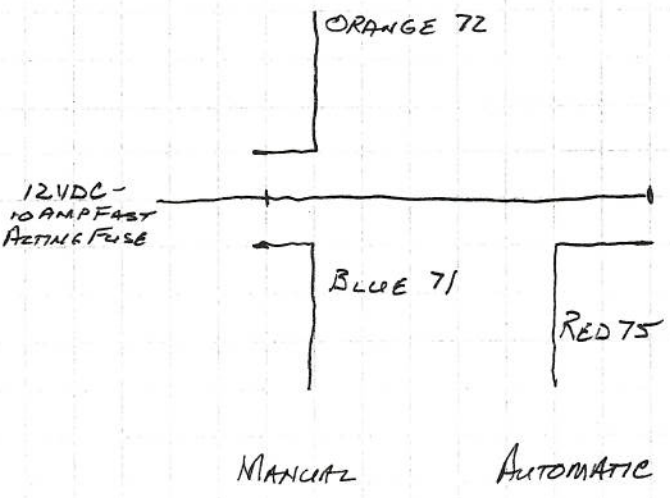
10'

6'

7/14/05

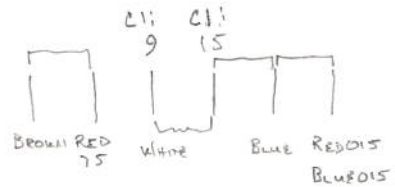
BIN LEVEL WIRING SCHEMATIC

PIN #	COLOR	WIRE #	DESCRIPTION
1	WHITE		TO SENSOR
2	BLUE		TO SENSOR
3	BLACK	15	TO GROUND
4	RED	28	12VDC FROM 10 AMP FAST ACTING FUSE
5	BLACK	023	PIN "A" ON CONTROL VALVE
6	ORANGE	024	PIN "A" ON CONTROL VALVE
7	ORANGE	72	BIN FILL MANUAL SWITCH "DOWN" IN PANEL
8	BLUE	71	BIN FILL MANUAL SWITCH "UP" IN PANEL
9	RED	015	PIN "B" ON CONTROL VALVE
10	BLUE	015	PIN "B" ON CONTROL VALVE
11	RED	75	BIN FILL AUTO SWITCH (ON POSITION) IN PANEL
12	BROWN		TO SENSOR
13			
14			
15			
16			



7/13/05

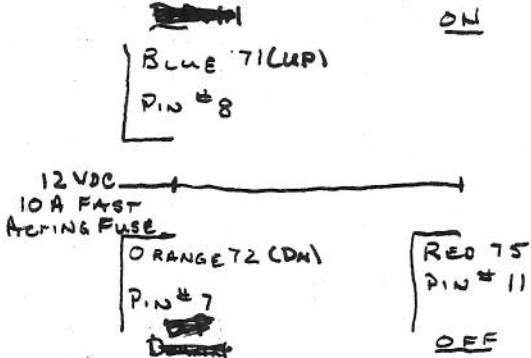
BIN FILL ULTRASONIC CONTROL PANEL



PIN #

1	WHITE	C11:9	FROM SENSOR WHITE "SENSOR IN."	} 250Ω RESISTOR
2	BLUE	C11:15	FROM SENSOR BLUE	
3	BLACK	15 C11:15	GROUND	
4	RED	28 C11:28	12VDC FROM 10AMP FAST ACTING FUSE	
5	BLACK	023 C11:23	PIN "A" ON CONTROL VALVE (CONTROL SIGNAL)	
6	ORANGE	024 C11:24	PIN "A" ON CONTROL VALVE (CONTROL SIGNAL)	
7	ORANGE	72 C11:72	BIN FILL MANUAL SWITCH "ON" IN PANEL	
8	BLUE	71 C11:71	BIN FILL MANUAL SWITCH "OFF" IN PANEL	
9	RED	015 C11:15	PIN "B" ON CONTROL VALVE (GROUND)	
10	BLUE	015 C11:15	PIN "B" ON CONTROL VALVE (GROUND)	
11	RED	75	BIN FILL AUTO SWITCH IN PANEL TO SENSOR BROWN	
12	BROWN		FROM SENSOR TO RED 75 FROM AUTO SWITCH IN PANEL	


CONTROL PANEL WIRING



MANUAL
2X464

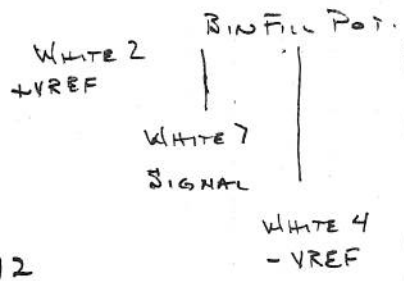
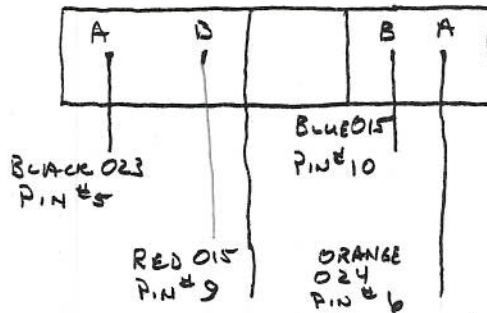
AUTOMATIC
4X203

ULTRASONIC SENSOR




SENSOR SETTING
9.5 TO 3

CONTROL VALVE

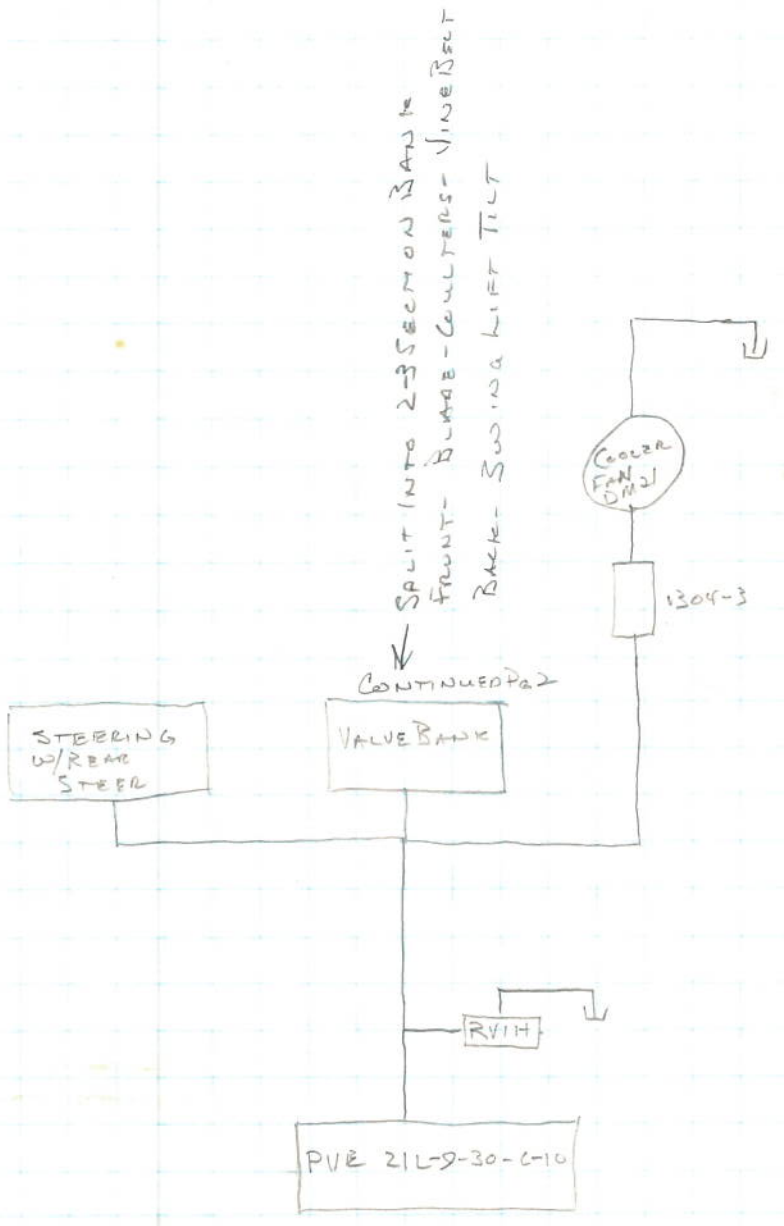
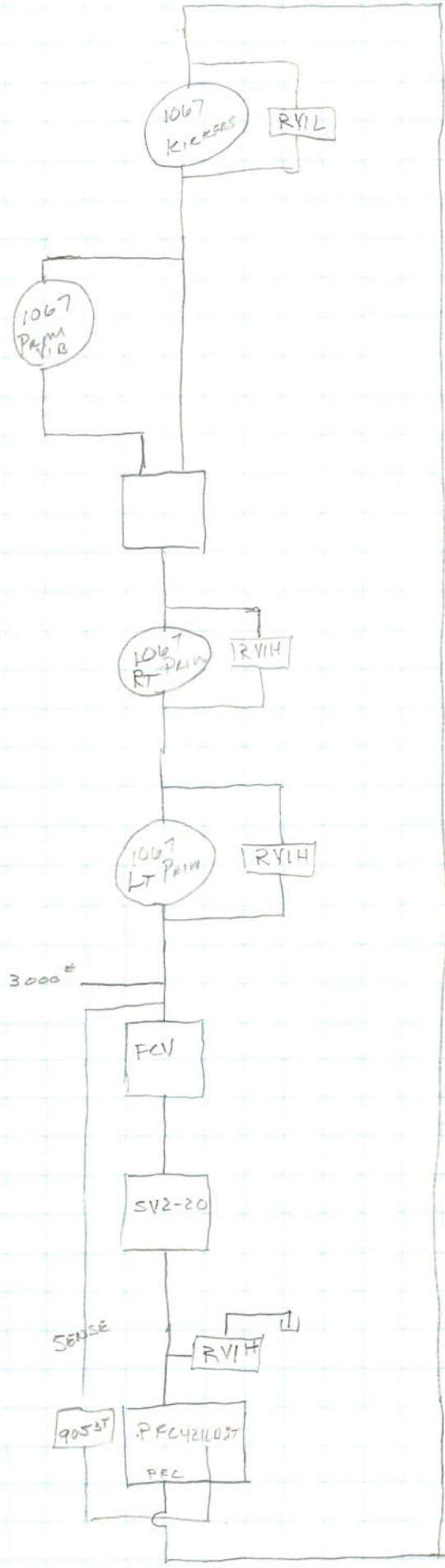


IQAN TOC8

Serial number: 1103
 Hardware version: 4.00
 Software version: 3.56



1089 LEED
4RSPHS, THRU.



SPLIT INTO 2-3 SECTION BANK
FRONT - BUMPERS - COUNTERS - VINESET
BACK - SWINGING LIFT TILT

FROM V2020 RADIATOR CIRCUIT

- VALVE BANK

#1089 LEED
4R5A4 S-TRU.
Pg. 2 PVE21L-9-30-C-10
CONTINUED

SWING 1-3x24

LIFT 1-3x30

TILT 1-2x8

VINE BELT 1-2x6

WHEELS 1-2x6

BLADE 2-3x8